

# Basketball Playoffs 2017-2018

15/03/2018 10:28

**\*\*Playoff Rule #1 - 1st and 2nd place from the same section cannot meet until the finals**

**\*\*Seeding is based on win percentage. If there are ties in win % the standard tie break procedure is used(Governing Rules p.13).**

## Juvenile Boys Division I - 4 Sections (17 teams - A&B Top 4 overall, C&D Top 4 overall)

Quarter Final	Semi Final	Final	Champions
---------------	------------	-------	-----------

Playoff Rule 1 - first and second from the same section cannot meet until the finals

Seeding is based on win percentage. If there are ties in win % the standard tie break procedure is used(Governing Rules p.13).

**\*\*LAURN cannot play on March 1st\*\***

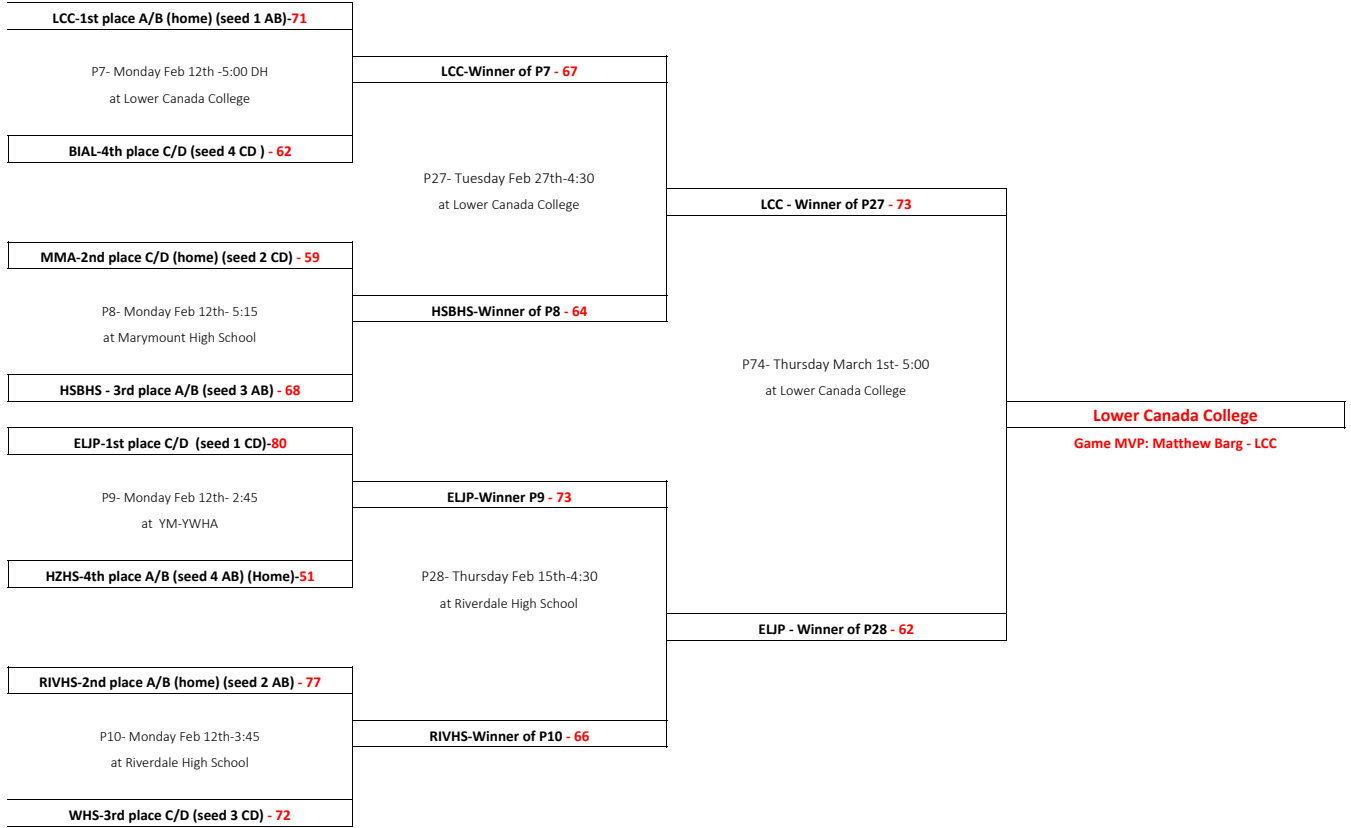
**\*\* HSBHS Playoff Conflict Feb 14th-23rd\*\***

**\*\*Jewish Holiday March 1st\*\***

**\*\*MMA can only host 5:15\*\***

**\*\*HZHS must play QF the 13th or 14th**

**\*\*MMA Playoff conflict the 15th\*\***



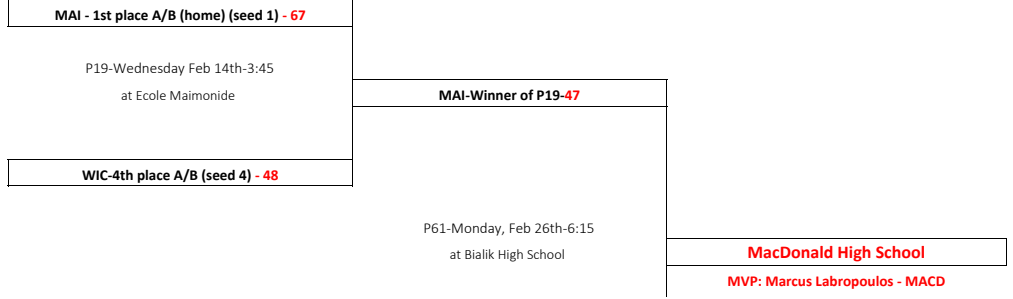
## Juvenile Boys Division II - 2 Sections (9 teams - Top 4 overall)

Semi Final	Final	Champions
------------	-------	-----------

**\*\*LOY has a PED Day Feb 19th and 26th\*\***

**\*\*MAI cannot host Feb 26th\*\***

**\*\*If LOY make the finals it will be played on Feb. 27th**



<b>LOY - 3rd place A/B (seed 3) - 48</b>	
P20-Wednesday Feb 14th-4:15 at Beaconsfield High School	<b>MACD - Winner of P20-50</b>
<b>MACD - 2nd place A/B (home) (seed 2) - 51</b>	

**Juvenile Boys Division III - 2 Sections (14 teams - Top 4 from each)**

Quarter Final	Semi Final	Final	Champions
---------------	------------	-------	-----------

**\*\* IF VMC or KELLS make the finals it will be played the 21st\*\***

**\*\*JFKHS playoff conflict feb 12**

**\*\* If Kells hosts quarter finals will be played Tuesday Feb 13th**

**\*\*PCHS cannot play feb 15th\*\***

**\*\*Jewish Holiday Feb 28th\*\***

<b>KELLS-1A (home) - 53</b>			
P1- Tuesday Feb 13th- 3:30 at NDG Sports Center	<b>KELLS - Winner of P1 - 53</b>		
<b>VMC-4B - 33</b>			
	P29- Thursday Feb 15th-4:00 at Concordia University	<b>LCC - Winner of P29 (home) - 63</b>	
<b>YYA - 2B (home) - 31</b>			
P2- Monday Feb 12th- 2:30 at Lower Canada College	<b>LCC-Winner of P2 -56</b>		
<b>LCC- 3A - 39</b>			
		P64- Wednesday, Feb 28th-7:30 at Lower Canada College	<b>Lower Canada College</b> Game MVP: Dylan Hacker - LCC
<b>PCHS- 2A (home) - 67</b>			
P3- Wednesday Feb 14th- 3:15 at Pierrefonds Comprehensive High School	<b>PCHS - Winner of P3 - 67</b>		
<b>JFKHS-3B - 44</b>			
	P30- Wednesday Feb 21st-3:30 at Pierrefonds Comprehensive High School	<b>LPHS-Winner of P30 - 46</b>	
<b>LPHS - 4A - 70</b>			
P4- Monday Feb 12th- 3:45 at Rosemount HS	<b>LPHS-Winner of P4 - 72</b>		
<b>RHS - 1B (home) - 66</b>			

**Juvenile Girls Division I - 1 Section (7 teams - Top 4 overall)**

Semi Final	Final	Champions
------------	-------	-----------

<b>WHS- 1st place (home) - 47</b>		
P45- Wednesday Feb 21st-3:45 at Westmount High School	<b>WHS-Winner of P45 (home) - 38</b>	
<b>BHS-4th place - 33</b>		
	P68-Wednesday Feb 28th-2:30 at Lower Canada College	<b>Westmount High School</b> Game MVP: Shay Greaves - WHS

<b>ECS-2nd place (home) - 32</b>	
P46- Wednesday Feb 21st-4:45 at Miss Edgar's and Cramp's School	<b>WIC - Winner of P46 - 37</b>
<b>WIC-3rd place - 34</b>	

**Juvenile Girls Division II -1 Section (7 teams - Top 4 overall)**

Semi Final	Final	Champions
<b>**MACD has PTI on Feb 22nd**</b>	<b>**MACD Ped Day 23rd**</b>	
<b>**STUDY CANNOT PLAY Feb 22nd**</b>	<b>**WWHS Playoff conflict the 22nd**</b>	
<b>SHSM-1st place (home) - 45</b>	<b>IF WWHS, MACD or the STUDY make the final they will be on the 27th</b>	
P37- Tuesday Feb 20th-3:45 at Sacred Heart School	<b>SHSM - Winner of P37 (home)-50</b>	
<b>FACE - 4th place - 30</b>		
	P51- Tuesday Feb 27th -3:45 at Sacred Heart School of Mtl.	<b>Sacred Heart School of Montreal</b> <b>MVP: Sara Anelli- SHSM</b>
<b>MACD - 3rd place-22</b>		
P38- Tuesday Feb 20th-4:00 at Westwood HS	<b>WWHS-Winner of P38-37</b>	
<b>WWHS-2nd place (home)-41</b>		

**Juvenile Girls Division III - 1 Section (11 teams - Top 6 )**

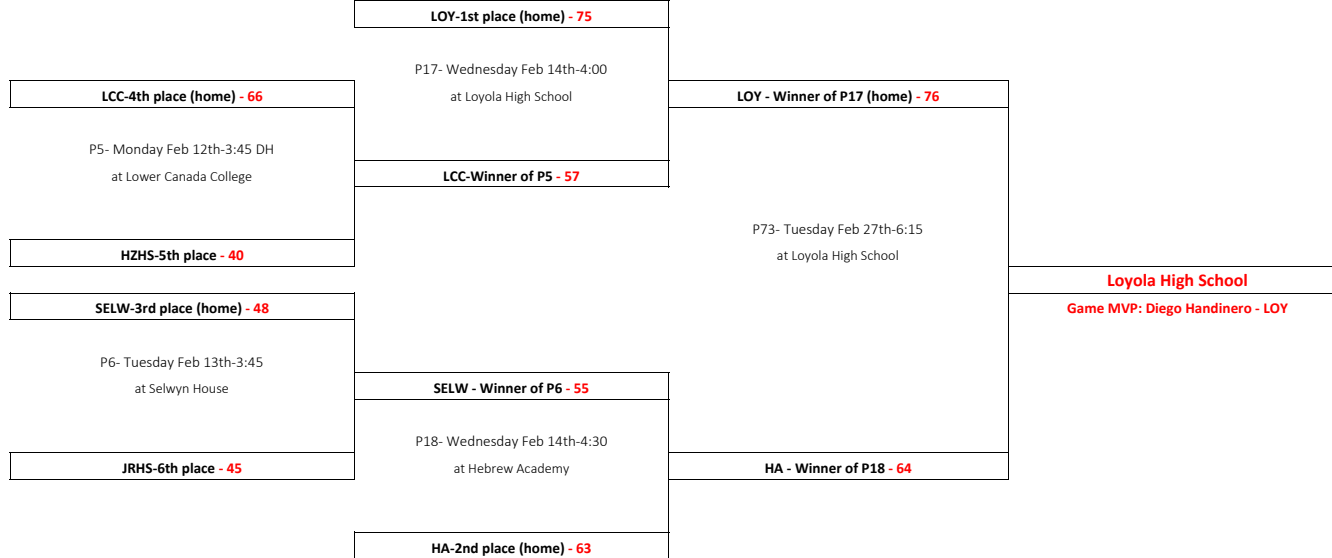
Tie Break	Tie Break	Quarter Final	Semi Final	Final	Champions
<b>** TRAF has PTI on March 1st**</b>					
<b>** HZHS Playoff conflict Feb 13th*</b>					
<b>** 3 way tie for 6th place- Tie Break games need to be played**</b>					
JFKHS cannot play Feb. 16th					
<b>** MMA grade wide field trip Feb 15th**</b>					
<b>** STG Playoff Conflict Tues. Feb 27th**</b>					
		<b>BIAL-4th place (home) - 28</b>	<b>KUPER - 1st place (home) - 22</b>		
		P11- Tuesday Feb 13th-3:45 at Bialik High School	P31- Thursday Feb 15th-3:45 at Kuper Academy	<b>TRAF - Winner of P31 - 25</b>	
		<b>TRAF - 5th place - 31</b>	<b>TRAF-Winner of P11 - 23</b>		
		<b>HZHS-3rd place (home)-31</b>		P69- Thursday March 1st-3:45 at Trafalgar School	<b>Trafalgar School</b> <b>Game MVP: Rebecca Daniels-TRAF</b>
<b>MMA (home)-32</b>					
Wednesday Feb 14th - 1:45 at Marymount Academy	<b>MMA - 13</b>	P12- Monday Feb 26th-3:45 at YM-YWHA	<b>STG-Winner of P12-33</b>		
<b>RVALE-16</b>					
	Wednesday Feb 21st - 3:15 at St- Georges HS	<b>STG - 6th place-35</b>	P32- Wednesday Feb 28th-4:15 DH at John F Kennedy High School	<b>STG - Winner of P32 - 23</b>	
	<b>STG (home) - 27</b>				

**Midget Boys Division I - 1 Section (11 teams - Top 6 overall)**

Quarter Final	Semi Final	Final	Champions
---------------	------------	-------	-----------

**\*\*Jewish Holiday March 1st\*\***

**\*\*If WHS wins against RIVHS on Feb 9th there will be two tie break games scheduled on the 12th and 13th therefore QF (P6) will be rescheduled.\*\***

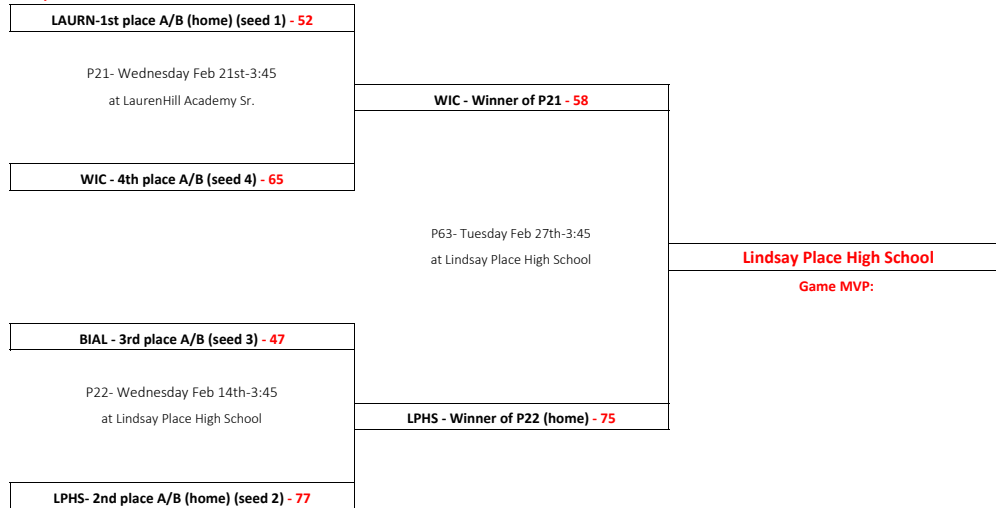


**Midget Boys Division II - 2 Section (9 teams - Top 4 overall)**

Semi Final	Final	Champions
------------	-------	-----------

**\*\*WIC Cannot play Feb 13-16\*\***

**\*\*Royal cannot host on Feb 14\*\***



**Midget Boys Division III - 2 Section (13 teams - Top 3 in each section)**

Quarter Final	Semi Final	Final	Champions
---------------	------------	-------	-----------

Tie Breaker	Quarter Final	Semi Final	Final	Champions
-------------	---------------	------------	-------	-----------

**\*\*Jewish Holiday Feb 28th\*\***

**\*\*JFKHS Playoff conflict the 26th\*\***

**\*\* 2 way tie for 3A place- Tie Break games need to be played\*\***

**\*\*KUPER PTI 22-23rd if they beat VMC the SF will be on Feb 27th\*\***

**\*\*VMC PTI Feb 22nd\*\***

		<b>MACD-1A (home)-42</b>		
		P53-Monday Feb 26th-4:00 at Macdonald High School		
	<b>STG-2B (home) - 60</b>		<b>STG-Winner of P53 - 66</b>	
	P23- Wednesday Feb 14th-3:45 at St George's High School			
		<b>STG - Winner of P23-66</b>		
<b>WWHS (home) - 45</b>				
TB1- Tuesday Feb 13th- 3:45 at Westwood High School Sr.				
<b>PCHS - 20</b>				
			P65-Wednesday Feb 28th-3:00 DH at John F. Kennedy High School	
				<b>St. Georges High School</b>
				<b>Game MVP: Isaiah Stern-STG</b>
	<b>KUPER-2A (home) - 31</b>			
	P24- Wednesday Feb 14th-2:30 - DH at Kuper Academy			
		<b>VMC - Winner of P24-48</b>		
		P54- Tuesday Feb 27th -3:00 DH at John F. Kennedy High School		
	<b>VMC-3B - 51</b>		<b>JFKHS-Winner of P54 - 53</b>	
		<b>JFKHS-1B (home)-56</b>		

**Midget Girls Division I - 2 Sections (9 teams - Top 4 overall)**

Semi Final	Final	Champions
------------	-------	-----------

**\*\*Jewish Holiday Feb 28th\*\***

**\*\*Royal cannot host on Feb 14\*\***

<b>ECS - 1st place A/B (home) (seed 1) - 47</b>		
P25- Wednesday Feb 14th-4:45 at ECS School		
	<b>ECS - Winner of P25 (home) - 59</b>	
<b>STUDY-4th place A/B (seed 4) - 34</b>		
	P67- Wednesday Feb 28th-6:00 at Lower Canada College	
		<b>Miss Edgar's and Cramp's School</b>
		<b>Game MVP: Christine Geraldo - ECS</b>
<b>JRHS-3rd place A/B (seed 3) - 33</b>		
P26- Wednesday Feb 14th-3:45 at Lower Canada College		
	<b>LCC - Winner of P26 - 57</b>	
<b>LCC-2nd place A/B (home) (seed 2) - 48</b>		

**Midget Girls Division II- 1 Section (6 teams - Top 4)**

Semi Final	Final	Champions
------------	-------	-----------

**\*\*WIC Cannot play Feb 13-16\*\***

**\*\* HZHS Playoff conflict Feb 13th\***

<b>KUPER- 1st place (home) - 59</b>		
P13- Wednesday Feb 14th-3:45 - DH at Kuper Academy		
	<b>KUPER - Winner of P13 - 50</b>	
<b>HZHS- 4th place - 19</b>		
	P35-Thursday Feb 22nd-3:45 at Kuper Academy	
		<b>Kuper Academy</b>

<b>LA-3rd place - 37</b>	
P14- Tuesday Feb 20th-3:45 at West Island College	<b>LA - Winner of P14 - 31</b>
<b>WIC-2nd place (home) - 34</b>	

Game MVP: Kristina Syragakis - KUPER

**Midget Girls Division III - 2 Section (8 teams - Top 6 overall)**

Quarter Final	Semi Final	Final	Champions
<b>** TRAF CANNOT PLAY FEB 20th before 5:00pm**</b> <b>**BHS has PTI on Feb 22nd**</b>	<b>KSS - 1st place A/B (home) (seed 1) - 34</b>	<p>P62-Tuesday February 27th-3:45 at Kahnawake Survival School</p> <p><b>KSS - Winner of P49 (home) - 35</b></p> <p><b>St. Georges High School</b> Game MVP: Sierra Bushey-STG</p>	
<b>TRAF - 4th place A/B (home) (seed 4)-32</b>	P49- Thursday Feb 22nd-3:45 at Kahnawake Survival School		
P39- Tuesday Feb 20th-5:00 at Trafalgar School	<b>TRAF-Winner of P39 - 30</b>		
<b>WHS - 5th place A/B (seed 5)- 19</b>			
<b>STG - 3rd place A/B (home) (seed 3)-31</b>	<b>STG-Winner of P40 - 29</b>		
P40- Tuesday Feb 20th-4:45 at St. Georges High School	P50- Thursday Feb 22nd-3:45 at Lower Canada College		
<b>BHS - 6th place A/B (seed 6)- 19</b>	<b>STG - Winner of P50 - 42</b>		
	<b>LCC - 2nd place A/B (home) (seed 2) - 24</b>		

**Bantam Boys Division I - 2 Sections (10 teams - Top 6 overall)**

Quarter Final	Semi Final	Final	Champions
<b>**LOY playoff conflict Feb 15th</b> <b>**Jewish Holiday March 1st**</b> <b>** LOY Ped Day Feb 26th**</b> <b>** IF HA wins the SF finals will be played on the 2nd*</b>	<b>HA-1st place A/B (home) (seed 1) - 67</b>	<p>P72- Friday March 2nd-1:30 at Hebrew Academy</p> <p><b>HA - Winner of P55 - 28</b></p> <p><b>Lakeside Academy</b> Game MVP: Jadian Ruggles - LA</p>	
<b>JRHS-4th place A/B (home) (seed 4) - 58</b>	P55-Tuesday Feb 27th-4:30 at Hebrew Academy		
P33- Thursday February 15th-2:45 at John Rennie High School	<b>JRHS - Winner of P33 - 59</b>		
<b>STT - 5th place A/B (seed 5) - 45</b>			
<b>LCC-3rd place A/B (home) (seed 3) - 54</b>	<b>LCC - Winner of P34-30</b>		
P34- Wednesday February 14th-3:00 at Lower Canada College	P56-Monday Feb 26th at Lakeside Academy		
<b>LOY - 6th place A/B (seed 6) - 52</b>	<b>LA-Winner of P56 - 53</b>		
	<b>LA-2nd place A/B (home) (seed 2)-50</b>		

**Bantam Boys Division II - 1 Section (7 teams - Top 4)**

Semi Final	Final	Champions
<p><b>MACD-1st place (home) - 60</b></p> <p>P15- Monday Feb 12th-4:00 at Macdonald High School</p>	<p><b>MACD-Winner of P15 - 70</b></p> <p>P36-Thursday Feb 15th-4:15 at Macdonald High School</p>	<p><b>MacDonald High School</b></p> <p>Game MVP: Emmanuel Papakonstaninou - MACD</p>
<p><b>CSA-4th place - 27</b></p>		
<p><b>HZHS-3rd place - 43</b></p> <p>P16- Monday Feb 12th-3:45 at Bialik High School</p>	<p><b>BIAL-Winner of P16 - 43</b></p>	
<p><b>BIAL-2nd place (home) - 44</b></p>		

**Bantam Boys Division III - 2 Section (9 teams - Top 4 overall)**

Semi Final	Final	Champions
<p><b>**MACD has PTI on Feb 22nd**</b></p> <p><b>**VMC has PTI on Feb 22nd**</b></p> <p><b>KUPER-1st place A/B (home) ( seed 1)-63</b></p> <p>P41- Tuesday Feb 20th-3:45 at Kuper Academy</p>	<p><b>**PCHS has PTI on Feb 22nd**</b></p> <p><b>KUPER-Winner of P41-31</b></p> <p>P52-Thursday Mar 1st-3:45 at Kuper Academy</p>	<p><b>Kuper Academy</b></p> <p>Game MVP: Winston Ivory - KUPER</p>
<p><b>PCHS - 4th place A/B (seed 4)-39</b></p>		
<p><b>LBPHS - 3rd place A/B ( seed 3) - 30</b></p> <p>P42- Tuesday Feb 20th-3:45 at Vincent Massey Collegiate</p>	<p><b>VMC - Winner of P42-23</b></p>	
<p><b>VMC-2nd place A/B (home) ( seed 2) - 43</b></p>		

**Bantam Girls Division I - 1 Section (4 teams - everyone)**

Semi Final	Final	Champions
<p><b>VILLA-1st place (home)- 41</b></p> <p>P47-Thursday Feb 22nd-3:45 at Villa Maria High School</p>	<p><b>VILLA - Winner of P47 (home) - 37</b></p> <p>P66- Wednesday Feb 28th-4:15 at Lower Canada College</p>	<p><b>Villa Maria High School</b></p> <p>Game MVP: Katherine Galli - VILLA</p>
<p><b>ECS-4th place - 24</b></p>		
<p><b>LCC- 3rd place - 29</b></p> <p>P48-Thursday Feb 22nd-3:45 at West Island College</p>	<p><b>WIC - Winner of P48 - 28</b></p>	

WIC-2nd place (home) - 38

**Bantam Girls Division II- 1 Section (6 teams - top 4)**

Semi Final	Final	Champions
------------	-------	-----------

\*\*Jewish Holiday March 1st\*\*

**ROYAL- 1st place (home)- 39**

P57- Monday Feb 26th- 3:45  
at Royal West Academy

**JRHS-4th place-16**

**LPHS-3rd place (home)-20**

P58- Monday Feb 26th- 3:45  
at Lindsay Place High School

**CSA-2nd place-37**

**ROYAL-Winner of P57 - 20**

P70- Thursday March 1st-3:45  
at Royal West Academy

**CSA-Winner of P58 - 0**

**Royal West Academy**

**Game MVP:**

**Bantam Girls Division III- 2 Sections (8 teams - Top 4 Overall)**

Semi Final	Final	Champions
------------	-------	-----------

\*\* STUDY has a PED Day March 1st\*\*

\*\*Jewish Holiday March 1st\*\*

**FACE-1st place A/B (home) (seed 1)-65**

P59- Monday Feb 26th- 4:00  
at FACE High School

**HA-4th place A/B (seed 4)-25**

**KUPER-3rd place A/B (seed 3)-40**

P60- Monday Feb 26th- 3:45  
at Bialik High School

**BIAL-2nd place A/B (home) (seed 2)-35**

**FACE-Winner of P59 - 58**

P71- Thursday March 1st-3:45  
at Face High School

**KUPER-Winner of P60 - 28**

**Face High School**

**Game MVP: Layla Michel-FACE**



# G.M.A.A. Basketball Standings - 2017-2018

14/02/2018 8:52

	<u>School</u>	<u>Games</u>	<u>Win</u>	<u>Loss</u>	<u>Tie</u>	<u>Points</u>
<b>JB1A</b>						
10	Riverdale HS	10	9	1	0	18
	Lakeside Academy	10	4	6	0	8
	St Thomas HS	10	3	7	0	6
	Beurling Academy	9	1	8	0	2
<b>JB1B</b>						
10	Lower Canada College	10	9	1	0	18
	Howard S. Billings HS	10	8	2	0	16
	Herzliah High School	9	4	5	0	8
	Royal West Academy	10	1	9	0	2
<b>JB1C</b>						
11	Marymount Academy	11	8	3	0	16
	Bialik High School	11	7	4	0	14
	James Lyng High School	10	5	5	0	10
	Hebrew Academy	11	3	8	0	6
<b>JB1D</b>						
12	ES Louis-Joseph Papineau	11	10	1	0	20
	Westmount HS	12	8	4	0	16
	Selwyn House School	12	7	5	0	14
	LaurenHill Academy	12	2	10	0	4
	St George's High School	12	1	11	0	2
<b>JB2A</b>						
12	MacDonald HS	12	10	2	0	20
	West Island College	12	8	4	0	16
	John Rennie HS	12	4	8	0	8
	Beaconsfield HS	12	2	10	0	4
	Emmanuel Christian School	12	1	11	0	2
<b>JB2B</b>						
11	Ecole Maimonide	11	10	1	0	20
	Loyola High School	11	9	2	0	18
	FACE High School	11	5	6	0	10
	Alternative School United	11	3	8	0	6
<b>JB3A</b>						
	Kells Academy	12	9	3	0	18
12	Pierrefonds Comprehensive HS	12	9	3	0	18
	Lower Canada College	12	9	3	0	18
	Lindsay Place HS	12	5	7	0	10
	Kuper Academy	11	4	7	0	8
	Riverdale HS	11	3	8	0	6
	Royal Vale School	12	2	10	0	4
<b>JB3B</b>						
12	Yechiva Yavne Academy	11	10	1	0	20
	Rosemount HS	12	10	2	0	20
	John F. Kennedy High School	12	9	3	0	18
	Vincent Massey Collegiate	12	6	6	0	12
	Centennial Academy	12	3	9	0	6
	Selwyn House School	11	2	9	0	4
	Lester B Pearson HS	12	1	11	0	2

<b>JG1A</b>							
	<b>12</b>	Westmount HS	12	10	2	0	<b>20</b>
		Miss Edgar's & Miss Cramp's School	12	8	4	0	<b>16</b>
		West Island College	12	8	4	0	<b>16</b>
		Beaconsfield HS	12	8	4	0	<b>16</b>
		Lower Canada College	12	4	8	0	<b>8</b>
		Villa Maria High School	12	3	9	0	<b>6</b>
		Royal West Academy	12	1	11	0	<b>2</b>
<b>JG2A</b>							
	<b>12</b>	Sacred Heart School of Montreal	12	10	2	0	<b>20</b>
		Westwood High School Sr Campus	12	10	2	0	<b>20</b>
		MacDonald HS	12	7	5	0	<b>14</b>
		FACE High School	12	6	6	0	<b>12</b>
		LaurenHill Academy	12	5	7	0	<b>10</b>
		The Study School	12	3	9	0	<b>6</b>
		Emmanuel Christian School	12	1	11	0	<b>2</b>
<b>JG3A</b>							
	<b>10</b>	Kuper Academy	10	9	1	0	<b>18</b>
		John F. Kennedy High School	10	9	1	0	<b>18</b>
		Herzliah High School	10	8	2	0	<b>16</b>
		Bialik High School	10	6	4	0	<b>12</b>
		Trafalgar School for Girls	10	6	4	0	<b>12</b>
		Royal Vale School	10	4	6	0	<b>8</b>
		Marymount Academy	10	4	6	0	<b>8</b>
		St George's High School	10	4	6	0	<b>8</b>
		Lindsay Place HS	10	3	7	0	<b>6</b>
		Lakeside Academy	10	2	8	0	<b>4</b>
		Hebrew Academy	10	0	10	0	<b>0</b>
<b>MB1A</b>							
	<b>10</b>	Loyola High School	10	10	0	0	<b>20</b>
		Hebrew Academy	10	9	1	0	<b>18</b>
		Selwyn House School	10	8	2	0	<b>16</b>
		Lower Canada College	10	6	4	0	<b>12</b>
		Herzliah High School	10	5	5	0	<b>10</b>
		John Rennie HS	10	4	6	0	<b>8</b>
		St Thomas HS	10	4	6	0	<b>8</b>
		Riverdale HS	10	4	6	0	<b>8</b>
		Westmount HS	10	3	7	0	<b>6</b>
		Marymount Academy	10	1	9	0	<b>2</b>
		Howard S. Billings HS	10	1	9	0	<b>2</b>
<b>MB2A</b>							
	<b>11</b>	Lindsay Place HS	11	8	3	0	<b>16</b>
		West Island College	11	6	5	0	<b>12</b>
		Lakeside Academy	11	5	6	0	<b>10</b>
		Beaconsfield HS	11	0	11	0	<b>0</b>
<b>MB2B</b>							
	<b>12</b>	LaurenHill Academy	12	11	1	0	<b>22</b>
		Bialik High School	12	7	5	0	<b>14</b>
		Royal West Academy	12	6	6	0	<b>12</b>
		Loyola High School	12	6	6	0	<b>12</b>
		Beurling Academy	12	3	9	0	<b>6</b>
<b>MB3A</b>							
	<b>12</b>	MacDonald HS	12	10	2	0	<b>20</b>
		Kuper Academy	12	10	2	0	<b>20</b>
		Pierrefonds Comprehensive HS	12	8	4	0	<b>16</b>
		Westwood High School	12	8	4	0	<b>16</b>
		Bialik High School	12	4	8	0	<b>8</b>

		Kells Academy	12	1	11	0	2
		Kahnawake Survival School	12	1	11	0	2
<b>MB3B</b>							
	<b>10</b>	John F. Kennedy High School	10	10	0	0	20
		St George's High School	10	7	3	0	14
		Vincent Massey Collegiate	10	6	4	0	12
		Ecole Maimonide	10	5	5	0	10
		Rosemount HS	10	2	8	0	4
		Villa Maria High School	10	0	10	0	0
<b>MG1A</b>							
	<b>11</b>	Lower Canada College	11	9	2	0	18
		John Rennie HS	11	7	4	0	14
		St Thomas HS	10	4	6	0	8
		Royal West Academy	11	0	11	0	0
<b>MG1B</b>							
	<b>12</b>	Miss Edgar's & Miss Cramp's School	12	11	1	0	22
		The Study School	12	7	5	0	14
		Villa Maria High School	12	5	7	0	10
		Bialik High School	11	4	7	0	8
		Hebrew Academy	10	3	7	0	6
<b>MG2A</b>							
	<b>10</b>	Kuper Academy	9	9	0	0	18
		West Island College	10	7	3	0	14
		Lakeside Academy	10	7	3	0	14
		Herzliah High School	10	4	6	0	8
		Sacred Heart School of Montreal	10	2	8	0	4
		Howard S. Billings HS	9	0	9	0	0
<b>MG3A</b>							
	<b>12</b>	Kahnawake Survival School	10	9	1	0	18
		Lower Canada College	10	9	1	0	18
		Beaconsfield HS	10	3	7	0	6
		Westwood High School Sr Campus	10	1	9	0	2
<b>MG3B</b>							
	<b>11</b>	St George's High School	10	8	2	0	16
		Trafalgar High School	10	6	4	0	12
		Westmount HS	10	4	6	0	8
		Ecole Maimonide	10	0	10	0	0
<b>BB1A</b>							
	<b>13</b>	Lakeside Academy	13	11	2	0	22
		John Rennie HS	13	8	5	0	16
		St Thomas HS	13	7	6	0	14
		Loyola High School	13	7	6	0	14
		Riverdale HS	13	2	11	0	4
<b>BB1B</b>							
	<b>13</b>	Hebrew Academy	13	11	2	0	22
		Lower Canada College	13	8	5	0	16
		Royal West Academy	13	6	7	0	12
		Selwyn House School	13	3	10	0	6
		Westmount HS	13	2	11	0	4
<b>BB2A</b>							
	<b>12</b>	MacDonald HS	12	12	0	0	24
		Bialik High School	12	8	4	0	16
		Herzliah High School	12	8	4	0	16
		College Ste Anne de Lachine	12	8	4	0	16
		West Island College	12	4	8	0	8
		LaurenHill Academy	12	1	11	0	2
		Loyola High School	12	1	11	0	2

<b>BB3A</b>							
	<b>11</b>	Kuper Academy	11	11	0	0	<b>22</b>
		Pierrefonds Comprehensive HS	11	6	5	0	<b>12</b>
		Westwood High School Jr Campus	11	5	6	0	<b>10</b>
		MacDonald HS	11	4	7	0	<b>8</b>
<b>BB3B</b>							
	<b>12</b>	Vincent Massey Collegiate	12	11	1	0	<b>22</b>
		Lester B Pearson HS	12	7	5	0	<b>14</b>
		Selwyn House School	12	5	7	0	<b>10</b>
		Royal Vale School	12	3	9	0	<b>6</b>
		John Paul 1 High School	12	0	12	0	<b>0</b>
<b>BG1A</b>							
	<b>9</b>	Villa Maria High School	9	9	0	0	<b>18</b>
		West Island College	9	6	3	0	<b>12</b>
		Lower Canada College	9	2	7	0	<b>4</b>
		Miss Edgar's & Miss Cramp's School	9	1	8	0	<b>2</b>
<b>BG2A</b>							
	<b>10</b>	Royal West Academy	10	10	0	0	<b>20</b>
		College Ste Anne de Lachine	10	8	2	0	<b>16</b>
		Lindsay Place HS	10	5	5	0	<b>10</b>
		John Rennie HS	10	4	6	0	<b>8</b>
		Herzliah High School	10	2	8	0	<b>4</b>
		Sacred Heart School of Montreal	10	1	9	0	<b>2</b>
<b>BG3A</b>							
	<b>10</b>	Kuper Academy	10	7	3	0	<b>14</b>
		Hebrew Academy	10	6	4	0	<b>12</b>
		Lakeside Academy	10	1	9	0	<b>2</b>
		MacDonald HS	10	1	9	0	<b>2</b>
<b>BG3B</b>							
	<b>10</b>	FACE High School	10	10	0	0	<b>20</b>
		Bialik High School	10	8	2	0	<b>16</b>
		The Study School	10	5	5	0	<b>10</b>
		Ecole Maimonide	10	2	8	0	<b>4</b>



# Boys Indoor Track & Field Meet 2018

Tuesday, February 13, 2018

Centre Claude Robillard

02/13/2018 - 02/13/2018

## Meet Scores

---

MALE INDIVIDUAL Age Group 11 - 13		
1	POLLETTA, LUCA	JOHN PAUL 1 HS 28.000
2	LORD, LOGAN	MACDONALD HS 26.000
3	CARINS, NOAH	HERITAGE REGIONAL HS 25.000
4	FREZZA, TYSON	HERITAGE REGIONAL HS 24.000
5	COVINGTON, JACOB	ROYAL WEST ACADEMY 12.000
6	CAPPELLANO, MATTEO	LOWER CANADA COLLEGE 11.000
7	SANHU, ZAKI	JOHN RENNIE HS 8.500
8	ORTIZ, DAMIAN	LESTER B PEARSON HS 8.000
8	JOOCT, KIERAN	MACDONALD HS 8.000
10	BEERWORTH, KAI	VINCENT MASSEY COLLE 7.000
10	MERID-MOORE, BENJAMIN	ROYAL WEST ACADEMY 7.000
10	GREGORIE, EMYL	HERITAGE REGIONAL HS 7.000
13	DEONDREY, CARTER	ROSEMOUNT HS 6.500
14	GRAVELLE, ANTHONY	HERITAGE REGIONAL HS 6.000
15	SALVEMINI, JOSHUA	LAVAL 5.000
15	PAOLUCCI, STEFANO	LOYOLA HIGH SCHOOL 5.000
15	TRNKUS, DYLAN	LOYOLA HIGH SCHOOL 5.000
18	BRADITSCH, THOMAS	LAVAL 4.000
18	NELLI, RAFFAELE	ROYAL WEST ACADEMY 4.000
18	NGUYEN, T.K.	KELLS ACADEMY 4.000
21	BRIAN, LIAM	WESTWOOD HS 3.000
21	MASTROBERADINO, VINCENT	JOHN PAUL 1 HS 3.000
21	SHANMUGALINGAN, VAROTHAYAN	ROSEMOUNT HS 3.000
21	GRAVEL-SWITZMAN, GAVIN	ROYAL WEST ACADEMY 3.000
21	HUI, NICKY	LESTER B PEARSON HS 3.000
21	GOEDIKE, CHASE	HERITAGE REGIONAL HS 3.000
27	ANDREOLI, LUCA	LAVAL 2.000
27	BARCA, MATTEO	LAVAL 2.000
27	MASSARI, LUCA	MACDONALD HS 2.000
27	CARINS, HUNTER	HERITAGE REGIONAL HS 2.000
31	CHEONG HIN, GABRIEL	HERITAGE REGIONAL HS 1.000
31	LORENZO, KYLE	JOHN PAUL 1 HS 1.000
31	PREZIUSO, TRISTAN	HERITAGE REGIONAL HS 1.000
31	GOUVIS, SHAWN	LAVAL 1.000
31	PORRELLO, ADRIAN	JOHN PAUL 1 HS 1.000

MALE INDIVIDUAL Age Group 14 - 15

1	ROUSSEAU, TOMMY	ROSEMOUNT HS	20.000
2	FLIPO, CEDRICK	HERITAGE REGIONAL HS	19.000
3	PAOLUCCI, GIANCARLO	LOYOLA HIGH SCHOOL	18.000
4	COSTNER, DAVIYON	HERITAGE REGIONAL HS	16.000
5	SWIRSKY, SAMUEL	JOHN RENNIE HS	15.000
6	DEVEAUX, THOMAS	HERITAGE REGIONAL HS	14.000
7	CAPARELLI, ENZO	HERITAGE REGIONAL HS	12.000
7	RACETTE, DANIEL	MACDONALD HS	12.000
9	BEAUREGARD, VINCENT	HERITAGE REGIONAL HS	11.000
9	CROSS, DANIEL	ST. THOMAS HS	11.000
9	MANOCCHI, JULIAN	JOHN RENNIE HS	11.000
12	KIA-ARIWEI, MARLON	JOHN RENNIE HS	9.000
13	PIUZE, ANDREW	HERITAGE REGIONAL HS	7.500
14	CROTHER, PATRICK	ROYAL VALE HS	7.000
15	DI GENNARO, DAVIDE	LAVAL	5.000
15	FOURNIER, JUSTIN	HERITAGE REGIONAL HS	5.000
15	LATO, ROBERTO	LOYOLA HIGH SCHOOL	5.000
18	KERKLAAN, JACK	LOYOLA HIGH SCHOOL	4.500
19	WAIND, CARTER	JOHN RENNIE HS	4.000
19	NOEL, WILLIAM	HERITAGE REGIONAL HS	4.000
19	BOUCHARD-DOYLE, ALEX	BEACONSFIELD HS	4.000
19	LAVOIE, JEREMIE	LAVAL	4.000
23	ROMERO, JOSUE	ROSEMOUNT HS	3.000
23	DESCHESNES, WILLIAM	HERITAGE REGIONAL HS	3.000
23	WEIMAN, CHRISTIAN	ROYAL VALE HS	3.000
23	NADARAJAH, SHAJEEN	LAURENHILL ACADEMY	3.000
27	RADHAKRISHNA, SIMON	ROYAL WEST ACADEMY	2.000
27	ARTELLE, CHRISTIAN	MACDONALD HS	2.000
27	DI CRISCIO, DIEGO	LAURENHILL ACADEMY	2.000
30	BANOUSSIS, NICHOLAS	LOYOLA HIGH SCHOOL	1.000
30	TELLERIA, GABRIEL	WESTWOOD HS	1.000
30	LOUIE, DILLON	BEACONSFIELD HS	1.000
30	ARUI, VINCENT	LAURENHILL ACADEMY	1.000
30	SCARPETTA, GIULIO	LAVAL	1.000
30	REKMANI, RAYAN	ROSEMOUNT HS	1.000

MALE INDIVIDUAL Age Group 16 - 18

1	PERCOPO, RICARDO	LAURIER MACDONALD HS	20.000
1	SCOTT-LEWIS, JONATHAN	MACDONALD HS	20.000
3	QUESNEL, CHRISTOPHER	HERITAGE REGIONAL HS	19.000
3	CONTE, ALESSIO	LAURIER MACDONALD HS	19.000
5	AYUB, HUZAIFA	LAURENHILL ACADEMY	16.000
6	ODLE, ZAIRE	KELLS ACADEMY	11.000
7	DUTELLY, JUSTIN	HERITAGE REGIONAL HS	10.500
8	PRICE GALLAGHER, CARSON	LOWER CANADA COLLEGE	10.000
9	ALMANZA, MICHAEL	ROYAL WEST ACADEMY	9.000

10 MACIVER, SAM	ROYAL WEST ACADEMY	8.000
11 ORTIZ-MUSCIA, BRIAN	LESTER B PEARSON HS	7.500
12 VITELLI, ALESSANDRO	LAVAL	7.000
12 RIAR, CARSON	LOWER CANADA COLLEGE	7.000
12 SABELLI, NICHOLAS	VINCENT MASSEY COLLE	7.000
12 SINGH, JASMIT	LESTER B PEARSON HS	7.000
16 CYRIUS-GAGE, SYDNEY	LAVAL	6.000
17 HEWITT-DESIRE, HAIVEN	ROSEMOUNT HS	5.000
17 AKTAS, ADAM	LESTER B PEARSON HS	5.000
17 SABUDIN, RYAN	ST. THOMAS HS	5.000
17 JEANNE-ROSE, MICHAEL	HERITAGE REGIONAL HS	5.000
17 HULSMANN, MARC	HERITAGE REGIONAL HS	5.000
22 HOLLAND, KYLE	LOWER CANADA COLLEGE	4.000
22 CHADWICK, LEO	ROYAL WEST ACADEMY	4.000
24 D'ANDREA, GABRIEL	LAVAL	3.000
24 SAUVAGEAU, BENJAMIN	LOYOLA HIGH SCHOOL	3.000
24 MOORE, ROBIN	ROYAL WEST ACADEMY	3.000
24 LOPEZ, BEN	JOHN RENNIE HS	3.000
24 CEFARATTI, THOMAS	LAURIER MACDONALD HS	3.000
29 VERGHESE, GABRIEL	ROYAL WEST ACADEMY	2.000
29 CARSON, NAIR	LOWER CANADA COLLEGE	2.000
29 FILLION, ERIC	LAURIER MACDONALD HS	2.000
32 D'AMICO, JULIUS	LOYOLA HIGH SCHOOL	1.000
32 BOATSWAIN-JACQUE, MARC-ANTHONY	ST. THOMAS HS	1.000
32 CERRONI, MARCO	LESTER B PEARSON HS	1.000



# Boys Indoor Track & Field Meet 2018

Tuesday, February 13, 2018

Centre Claude Robillard

02/13/2018 - 02/13/2018

## Meet Results

---

<a href="#">Ev# 1 BOYS 11-13 Bantam 60m Das</a>	<a href="#">Ev# 2 BOYS 11-13 Bantam 200m Ru</a>	<a href="#">Ev# 3 BOYS 11-13 Bantam 400m Ru</a>	<a href="#">Ev# 4 BOYS 11-13 Bantam 800m Ru</a>
<a href="#">Ev# 5 BOYS 11-13 Bantam 1500m R</a>	<a href="#">Ev# 6 BOYS 11-13 Bantam 3000m R</a>	<a href="#">Ev# 7 BOYS 11-13 Bantam 60m Hur</a>	<a href="#">Ev# 8 BOYS 11-13 Bantam 4x200m</a>
<a href="#">Ev# 9 BOYS 11-13 Bantam High Ju</a>	<a href="#">Ev# 10 BOYS 11-13 Bantam Long Ju</a>	<a href="#">Ev# 11 BOYS 11-13 Bantam Triple</a>	<a href="#">Ev# 12 BOYS 11-13 Bantam Shot Pu</a>
<a href="#">Ev# 13 BOYS 14-15 Midget 60m Das</a>	<a href="#">Ev# 14 BOYS 14-15 Midget 200m Ru</a>	<a href="#">Ev# 15 BOYS 14-15 Midget 400m Ru</a>	<a href="#">Ev# 16 BOYS 14-15 Midget 800m Ru</a>
<a href="#">Ev# 17 BOYS 14-15 Midget 1500m R</a>	<a href="#">Ev# 18 BOYS 14-15 Midget 3000m R</a>	<a href="#">Ev# 19 BOYS 14-15 Midget 60m Hur</a>	<a href="#">Ev# 20 BOYS 14-15 Midget 4x200m</a>
<a href="#">Ev# 21 BOYS 14-15 Midget High Ju</a>	<a href="#">Ev# 22 BOYS 14-15 Midget Long Ju</a>	<a href="#">Ev# 23 BOYS 14-15 Midget Triple</a>	<a href="#">Ev# 24 BOYS 14-15 Midget Shot Pu</a>
<a href="#">Ev# 25 BOYS 16-18 Juvenile 60m D</a>	<a href="#">Ev# 26 BOYS 16-18 Juvenile 200m</a>	<a href="#">Ev# 27 BOYS 16-18 Juvenile 400m</a>	<a href="#">Ev# 28 BOYS 16-18 Juvenile 800m</a>
<a href="#">Ev# 29 BOYS 16-18 Juvenile 1500m</a>	<a href="#">Ev# 30 BOYS 16-18 Juvenile 3000m</a>	<a href="#">Ev# 31 BOYS 16-18 Juvenile 60m H</a>	<a href="#">Ev# 32 BOYS 16-18 Juvenile 4x200</a>
<a href="#">Ev# 33 BOYS 16-18 Juvenile High</a>	<a href="#">Ev# 34 BOYS 16-18 Juvenile Long</a>	<a href="#">Ev# 35 BOYS 16-18 Juvenile Tripl</a>	<a href="#">Ev# 36 BOYS 16-18 Juvenile Shot</a>

[\[Top of Page\]](#)   [\[Event List\]](#)

---

### Event 1 BOYS 11-13 Bantam 60m Dash

#### FINALS

MARK		NAME		TEAM
	1	Logan Lord	13	MACD
8.05	2	Kai Beerworth	13	VMC
8.07	3	Luca Polletta	13	JP1
8.07	4	Tyson Frezza	13	HRHS
8.11	5	Benjamin Merid-Moore	13	ROY
8.21	6	Gabriel Cheong Hin	13	HRHS
8.28	7	Samuel Quenneville	13	WWHS
8.37	8	Davio Scarpetta	13	LAV
8.44	9	Zaki Sanhu	13	JRHS
8.56	10	Carter Deondrey	13	RHS
8.59	11	Matthew Martorella	13	JP1
8.62	12	Nam Tran	13	RHS
8.71				

8.73	13	Lucas Santiago	13	JRHS
------	----	----------------	----	------

PRELIMS

8.13	Q	1	Logan Lord	13	MACD
8.16	Q	2	Tyson Frezza	13	HRHS
8.19	Q	3	Benjamin Merid-Moore	13	ROY
8.23	Q	4	Luca Polletta	13	JP1
8.42	Q	5	Samuel Quenneville	13	WWHS
8.46	Q	6	Gabriel Cheong Hin	13	HRHS
8.46	Q	6	Davio Scarpetta	13	LAV
8.48	Q	8	Kai Beerworth	13	VMC
8.50	Q	9	Zaki Sanhu	13	JRHS
8.62	Q	10	Matthew Martorella	13	JP1
8.72	Q	11	Carter Deondrey	13	RHS
8.77	Q	12	Lucas Santiago	13	JRHS
8.77	Q	12	Nam Tran	13	RHS
8.89	Q	14	Varothayan Shanmugalingan	13	RHS
8.89	Q	14	Nicky Hui	13	LBP
8.94	Q	16	Nickolas Magafas	13	LAV
9.03	Q	17	Tillman Smith	13	WWHS
9.05	Q	18	Morgan Monroe	13	WWHS
9.05	Q	18	Larry Wong	13	JP1
9.09	Q	20	Anthony Ganis	13	MACD
9.14	Q	21	O'Shea Maxwell	13	MACD
9.17	Q	22	Tyrell Burrows	13	MACD
9.19	Q	23	Matteo Cappellano	13	LCC
9.20	Q	24	Alejandro Sotelo	13	LOY
9.21	Q	25	Matteo Moretta	17	JP1
9.37	Q	26	David Van Houtte	13	JRHS
9.38	Q	27	Henry Potter	13	LCC
9.42	Q	28	Adriano Tom	13	RVLE
9.42	Q	28	Russel Clarke	13	LOY

9.42	28	Nicholas Vithoulkas	13	LBP
	31	Stefano Paolucci	13	LOY
9.45	32	Jeffrey Corbie	13	VMC
9.48	33	Alessandro Nicolosi	13	STT
9.63	34	Alan Ve	13	VILL
9.72	35	Jayden Dector	13	RVLE
9.80	36	James Hazan	13	RVLE
9.81	37	Carmelo Di Grande	13	LBP
9.83	38	Michael Sacchetti	13	JP1
9.84	39	Michael Maurice	13	JRHS
9.88	40	Dylan Hayes	13	WWHS
9.92	41	Michael Lombardi	13	JP1
10.06	42	Giuliano Di Nardo	13	LOY
10.15	43	Joshua Collette	13	WWHS
10.17	44	Jacob Devito	13	WWHS
10.27	45	Francesco Ciarlo	13	VMC
10.35	46	Kyan Sabapathy	13	LOY
10.58	47	Max Widal-Lecu	13	RVLE
10.89	48	Alessio Nardelli	13	VMC
11.46	49	Alex Kovalchuk	13	KELL
12.05				

[\[Top of Page\]](#) [\[Event List\]](#)

---

Event 2 BOYS 11-13 Bantam 200m Run

MARK		NAME		TEAM
	1	Tyson Frezza	13	HRHS
26.37	2	Noah Carins	13	HRHS
26.47	3	Logan Lord	13	MACD
26.76	4	Benjamin Merid-Moore	13	ROY
27.09	5	Luca Polletta	13	JP1
27.18	6	Zaki Sanhu	13	JRHS
27.45				

27.94	7	Nicky Hui	13	LBP
27.97	8	Gabriel Cheong Hin	13	HRHS
28.28	9	Samuel Quenneville	13	WWHS
28.40	10	Anthony Gravelle	13	HRHS
28.58	11	Kai Beerworth	13	VMC
28.73	12	Carter Deondrey	13	RHS
28.82	13	Matteo Cappellano	13	LCC
29.02	14	Nam Tran	13	RHS
29.07	15	Lucas Santiago	13	JRHS
29.09	16	Matthew Martorella	13	JP1
30.16	17	Varothayan Shanmugalingan	13	RHS
30.35	18	Tillman Smith	13	WWHS
30.50	19	Alejandro Sotelo	13	LOY
30.50	19	Larry Wong	13	JP1
30.58	21	Tyrell Burrows	13	MACD
31.01	22	Gavin Gravel-Switzman	13	ROY
31.28	23	Alessio Nardelli	13	VMC
31.44	24	Gioacchino Ciaravella	17	VMC
31.50	25	O'Shea Maxwell	13	MACD
31.59	26	Anthony Ganis	13	MACD
31.75	27	David Van Houtte	13	JRHS
31.80	28	Stefano Paolucci	13	LOY
31.82	29	Matteo Moretta	17	JP1
32.48	30	Nicholas Vithoulkas	13	LBP
32.51	31	Henry Potter	13	LCC
32.81	32	Morgan Monroe	13	WWHS
32.94	33	James Hazan	13	RVLE
33.38	34	Alessandro Nicolosi	13	STT
33.40	35	Jayden Dector	13	RVLE
33.52	36	Michael Sacchetti	13	JP1
34.21	37	Michael Lombardi	13	JP1
34.40	38	Dylan Hayes	13	WWHS

34.51	39	Adriano Tom	13	RVLE
34.57	40	Carmelo Di Grande	13	LBP
35.84	41	Joshua Collette	13	WWHS
36.67	42	Giuliano Di Nardo	13	LOY
36.86	43	Kyan Sabapathy	13	LOY
37.60	44	David Colizza	13	VMC
38.55	45	Francesco Ciarlo	13	VMC
39.66	46	Alan Ve	13	VILL
40.13	47	Mekhi Krichen	13	LBP

[\[Top of Page\]](#) [\[Event List\]](#)

---

Event 3 BOYS 11-13 Bantam 400m Run

MARK		NAME		TEAM
59.93	1	Noah Carins	13	HRHS
1:05.93	2	Luca Polletta	13	JP1
1:08.14	3	Matteo Cappellano	13	LCC
1:08.69	4	Logan Lord	13	MACD
1:09.60	5	Gavin Gravel-Switzman	13	ROY
1:09.86	6	Varothayan Shanmugalingan	13	RHS
1:10.10	7	Kieran Jooct	13	MACD
1:10.46	8	Hunter Carins	13	HRHS
1:11.57	9	Matthew Martorella	13	JP1
1:11.90	10	Matteo Barca	13	LAV
1:12.05	11	Larry Wong	13	JP1
1:12.91	12	Emyl Gregorie	13	HRHS
1:13.03	13	Tyrell Burrows	13	MACD
1:14.40	14	Alejandro Sotelo	13	LOY
1:16.44	15	Tristan Preziuso	13	HRHS
1:17.52	16	O'Shea Maxwell	13	MACD
1:18.85	17	Thomas VanAsse	13	VMC

18	Alesandro De Leto	13	JP1
1:19.43			
19	William Rousseau	13	MACD
1:19.70			
20	Michael Lombardi	13	JP1
1:22.12			
21	Kyan Sabapathy	13	LOY
1:25.72			
22	Henry Potter	13	LCC
1:28.13			
23	Giuliano Di Nardo	13	LOY
1:32.72			
24	Daniel Vecchio	13	JP1
1:33.35			
25	Edward Rutenberg	13	LCC
1:40.26			
26	Jason Aceto	13	MACD
1:41.40			
27	Alan Ve	13	VILL
1:57.07			

[\[Top of Page\]](#) [\[Event List\]](#)

---

Event 4 BOYS 11-13 Bantam 800m Run

MARK	NAME		TEAM
	1 Logan Lord	13	MACD
2:29.01			
2	Luca Polletta	13	JP1
2:30.04			
3	Kieran Jooct	13	MACD
2:40.02			
4	Emyl Gregorie	13	HRHS
2:43.26			
5	Hunter Carins	13	HRHS
2:45.43			
6	Gavin Gravel-Switzman	13	ROY
2:45.72			
7	Matteo Barca	13	LAV
2:47.35			
8	Tristan Preziuso	13	HRHS
2:47.53			
9	Alesandro De Leto	13	JP1
2:55.44			
10	Liam Brian	13	WWHS
2:56.21			
11	Alessandro Paparo	13	LOY
2:56.70			
12	William Rousseau	13	MACD
2:57.04			
13	Thomas VanAsse	13	VMC
2:57.10			
14	Davio Scarpetta	13	LAV
2:58.30			
15	Donald McIntosh	13	WWHS
2:58.79			
16	Raphael La Ferrara	13	JP1
3:02.42			

3:06.54	17	Morgan Monroe	13	WWHS
	18	Jason Aceto	13	MACD
3:10.06	19	Vincent Mastroberadino	13	JP1
3:13.22	20	Josef Petiti	13	JP1
3:15.65	21	Dominic Mancini	13	LBP
3:17.47	22	Edward Rutenberg	13	LCC
3:29.51				

[\[Top of Page\]](#) [\[Event List\]](#)

---

Event 5 BOYS 11-13 Bantam 1500m Run

MARK		NAME		TEAM
	1	Matteo Cappellano	13	LCC
5:29.2	2	Jacob Covington	13	ROY
5:38.4	3	Kieran Jooct	13	MACD
5:43.1	4	Emyl Gregorie	13	HRHS
5:48.7	5	Matteo Barca	13	LAV
5:48.9	6	Tristan Preziuso	13	HRHS
5:49.3	7	Hunter Carins	13	HRHS
5:49.8	8	William Caron	13	VMC
6:11.9	9	Alessandro Paparo	13	LOY
6:13.9	10	Joshua Collette	13	WWHS
6:30.6	11	Michael Sacchetti	13	JP1
6:32.3	12	Raffaele Nelli	13	ROY
6:32.9	13	Patrick Fournier	13	LOY
6:35.4	14	Russel Clarke	13	LOY
6:52.8	15	Luca Massari	13	MACD
6:54.3	16	Jack Di Soirito	13	VMC
6:56.3	17	Dominic Mancini	13	LBP
6:56.5	18	Adrian Porrello	13	JP1
7:01.2	19	Josef Petiti	13	JP1
7:03.9	20	Jason Aceto	13	MACD
7:13.2				

7:14.2	21	Christoph Michaud	13	WWHS
7:53.4	22	David Colizza	13	VMC
8:06.2	23	Gianluca Ritone	13	JP1

[\[Top of Page\]](#) [\[Event List\]](#)

**Event 6 BOYS 11-13 Bantam 3000m Run**

MARK		NAME		TEAM
	1	Jacob Covington	13	ROY
12:02.26	2	Dylan Trnkus	13	LOY
12:54.64	3	Raffaele Nelli	13	ROY
12:55.93	4	Vincent Mastroberadino	13	JP1
13:14.60	5	Luca Massari	13	MACD
13:25.85	6	Kyle Lorenzo	13	JP1
14:04.25	7	Noah Gennarelli	13	JP1
14:04.60	8	Adrian Porrello	13	JP1
14:30.70	9	Gianluca Ritone	13	JP1
15:29.47	10	Antoine Abat	13	LOY
16:14.19	11	Daniel Vecchio	13	JP1
16:36.24				

[\[Top of Page\]](#) [\[Event List\]](#)

**Event 7 BOYS 11-13 Bantam 60m Hurdles**

MARK		NAME		TEAM
	1	Noah Carins	13	HRHS
9.86	2	Luca Polletta	13	JP1
10.85	3	Logan Lord	13	MACD
11.08	4	Carter Deondrey	13	RHS
11.61	5	Varothayan Shanmugalingan	13	RHS
11.68	6	Emyl Gregorie	13	HRHS



11.84	7	Nicholas Vithoulkas	13	LBP
11.93	8	Gavin Gravel-Switzman	13	ROY
12.17	9	Russell Yendzio	13	LAV
12.38	10	Matthew Martorella	13	JP1
12.54	11	Alesandro De Leto	13	JP1
13.15	12	Raphael La Ferrara	13	JP1
13.18	13	Jacob Devito	13	WWHS
13.19	14	Matteo Moretta	17	JP1
13.29	15	Nikolaos Magafas	13	LAV
13.36	16	Alessandro Nicolosi	13	STT
13.39	17	Adrian Porrello	13	JP1
13.71				

[\[Top of Page\]](#) [\[Event List\]](#)

---

Event 8 BOYS 11-13 Bantam 4x200m Relay

MARK		NAME		TEAM
	1	Heritage Regional HS A		HRHS
1:54.13	2	MacDonald HS A		MACD
2:01.63	3	John Paul 1 HS A		JP1
2:04.40	4	John Rennie HS A		JRHS
2:06.22	5	Vincent Massey Colle A		VMC
2:08.41	6	Laval A		LAV
2:11.21	7	Loyola High School A		LOY
2:18.88				

[\[Top of Page\]](#) [\[Event List\]](#)

---

Event 9 BOYS 11-13 Bantam High Jump

MARK		NAME		TEAM
	1	Damian Ortiz	13	LBP
1.50m				

1.50m	1	Noah Carins	13	HRHS
1.50m	3	Zaki Sanhu	13	JRHS
1.50m	3	Carter Deondrey	13	RHS
1.45m	5	Benjamin Merid-Moore	13	ROY
1.45m	6	Anthony Gravelle	13	HRHS
1.35m	7	Chase Goedike	13	HRHS
1.30m	8	Nickolas Magafas	13	LAV
1.30m	8	T.K. Nguyen	13	KELL
1.20m	10	Matteo Moretta	17	JP1
1.20m	10	Alejandro Sotelo	13	LOY
1.15m	12	Nicholas Vithoulkas	13	LBP
1.15m	12	Vincent Mastroberadino	13	JP1
1.15m	12	Russell Yendzio	13	LAV
NM		Gavin Gravel-Switzman	13	ROY
NM		Raphael La Ferrara	13	JP1
NM		Alesandro De Leto	13	JP1
NM		Adamo Maiorana	13	JP1

[\[Top of Page\]](#) [\[Event List\]](#)

---

Event 10 BOYS 11-13 Bantam Long Jump

MARK		NAME		TEAM
5.77m	1	Tyson Frezza	13	HRHS
5.40m	2	Anthony Gravelle	13	HRHS
5.09m	3	Zaki Sanhu	13	JRHS
5.04m	4	Nicky Hui	13	LBP
4.94m	5	Kai Beerworth	13	VMC
4.90m	6	Logan Lord	13	MACD
4.71m	7	Max Widal-Lecu	13	RVLE
4.71m	7	T.K. Nguyen	13	KELL
4.61m	9	Tillman Smith	13	WWHS

4.49m	10	Carter Deondrey	13	RHS
4.37m	11	Benjamin Merid-Moore	13	ROY
4.34m	12	Gioacchino Ciaravella	17	VMC
4.32m	13	Joshua Salvemini	13	LAV
4.18m	14	Carmelo Di Grande	13	LBP
4.16m	15	O'Shea Maxwell	13	MACD
4.14m	16	Damian Ortiz	13	LBP
3.92m	17	Jeffrey Corbie	13	VMC
3.85m	18	Trevor Kulczycki	13	RVLE
3.73m	19	Kyle Lorenzo	13	JP1
3.68m	20	Russel Clarke	13	LOY
3.67m	21	Daniel Vecchio	13	JP1
3.66m	22	Morgan Monroe	13	WWHS
3.45m	23	Alejandro Sotelo	13	LOY
3.40m	24	Alessandro Paparo	13	LOY
3.32m	25	Dylan Hayes	13	WWHS
3.26m	26	Alex Kovalchuk	13	KELL
3.25m	27	Mekhi Krichen	13	LBP
2.97m	28	Tyrell Burrows	13	MACD
2.64m	29	Aziah Leston	13	JRHS

[\[Top of Page\]](#) [\[Event List\]](#)

---

Event 11 BOYS 11-13 Bantam Triple Jump

MARK		NAME		TEAM
9.41m	1	Luca Polletta	13	JP1
9.30m	2	Joshua Salvemini	13	LAV
8.91m	3	T.K. Nguyen	13	KELL
8.60m	4	Chase Goedike	13	HRHS
8.33m	5	Damian Ortiz	13	LBP
6.72m	6	Adrian Porrello	13	JP1

6.50m	7	Donald McIntosh	13	WWHS
6.49m	8	Vincent Mastroberadino	13	JP1
6.34m	9	Aziah Leston	13	JRHS
NM		Larry Wong	13	JP1

[\[Top of Page\]](#) [\[Event List\]](#)

---

Event 12 BOYS 11-13 Bantam Shot Put

MARK		NAME		TEAM
9.96m	1	Tyson Frezza	13	HRHS
9.32m	2	Stefano Paolucci	13	LOY
9.31m	3	Thomas Braditsch	13	LAV
9.09m	4	Liam Brian	13	WWHS
8.86m	5	Luca Andreoli	13	LAV
8.74m	6	Shawn Gouvis	13	LAV
8.66m	7	Chase Goedike	13	HRHS
8.45m	8	Anthony Gravelle	13	HRHS
8.24m	9	Nicky Hui	13	LBP
7.72m	10	Aziah Leston	13	JRHS
7.59m	11	Gioacchino Ciaravella	17	VMC
7.18m	12	Raphael La Ferrara	13	JP1
7.12m	13	Matteo Moretta	17	JP1
6.86m	14	Max Widal-Lecu	13	RVLE
6.84m	15	Dongce Kim	13	RVLE
6.72m	16	William McClintock	13	MACD
6.69m	17	Alex Kovalchuk	13	KELL
5.73m	18	Donald McIntosh	13	WWHS
5.46m	19	Michael Sacchetti	13	JP1
5.44m	20	Larry Wong	13	JP1
4.82m	21	Michael Lombardi	13	JP1
4.62m	22	Josef Petiti	13	JP1

23 Christoph Michaud 13 WWHS  
4.34m

[\[Top of Page\]](#) [\[Event List\]](#)

---

Event 13 BOYS 14-15 Midget 60m Dash

FINALS

MARK		NAME		TEAM
	1	Thomas Deveaux	15	HRHS
7.53	2	Davide Di Gennaro	15	LAV
7.58	3	Giancarlo Paolucci	15	LOY
7.76	4	Josue Romero	15	RHS
7.90	5	Samuel Swirsky	15	JRHS
7.94	6	Daviyon Costner	15	HRHS
7.95	7	Julian Manocchi	15	JRHS
7.97	7	William Noel	15	HRHS
7.97	9	Luca Giampa	15	LAV
7.99	10	Vincent Beauregard	15	HRHS
8.00	11	Tommy Rousseau	15	RHS
8.10	12	Adrian Del Carmen scalia	15	RVLE
8.13				

PRELIMS

	1	Davide Di Gennaro	15	LAV
7.61	Q 2	Thomas Deveaux	15	HRHS
7.73	Q 3	Samuel Swirsky	15	JRHS
7.89	Q 4	Tommy Rousseau	15	RHS
7.91	Q 5	Giancarlo Paolucci	15	LOY
7.97	Q 6	William Noel	15	HRHS
8.01	Q 7	Julian Manocchi	15	JRHS
8.03	Q 8	Vincent Beauregard	15	HRHS
8.04	Q 9	Luca Giampa	15	LAV
8.07	Q 10	Josue Romero	15	RHS

8.09	Q			
	11	Adrian Del Carmen scalia	15	RVLE
8.11	Q			
	12	Daviyon Costner	15	HRHS
8.12	Q			
	13	Ari Tendo	15	BHS
8.16				
	14	Gregory Bessenden	15	RVLE
8.20				
	14	Alex Bouchard-Doyle	15	BHS
8.20				
	16	Marlin Kiss	15	JRHS
8.22				
	17	Jordan Pulciani	15	LMAC
8.28				
	18	David Brierley	15	BHS
8.30				
	19	Justin Fournier	15	HRHS
8.32				
	20	Muhamadou Konteh	15	LAUR
8.33				
	21	Diego Di Criscio	15	LAUR
8.34				
	22	Massimo Marreiros	15	JP1
8.36				
	23	Luke Barazin	15	LOY
8.37				
	24	Justin Crawford	15	MACD
8.43				
	25	Rajan Singh	15	LAUR
8.49				
	26	Luca Lapaix-Lorenzo	15	RHS
8.54				
	27	Alexander Siou	15	LOY
8.55				
	28	Christian Artelle	15	MACD
8.56				
	29	Samuel Zitella	15	LBP
8.64				
	30	Dylan Rawlings	15	MACD
8.71				
	31	Michael Guerreri	15	VMC
8.72				
	32	Romeik Mullings-Rochney	15	MACD
8.79				
	33	James Bergeron	15	HRHS
8.81				
	34	Rayan Rekmani	15	RHS
8.83				
	35	Joseph Lombardi	15	LMAC
8.86				
	36	Patrick Bakker	15	LBP
8.88				
	37	Qais Masri	15	KELL
8.93				
	38	Julien Sella	15	LAV
8.97				
	39	Christopher Tilli	15	LMAC
8.98				
	40	Dameko Carter	15	RHS
9.04				
	40	Jack McLellan	15	LMAC
9.04				
	42	Quinten Nesfield	15	JRHS

9.06	42	Matteo Di Staulo	15	VMC
9.06	44	Jiseph Cuzzocrea	15	LMAC
9.21	45	Roberto Lato	15	LOY
9.40	45	Logan Wright-Jackson	15	JRHS
9.40	47	Angelo Savino	15	LBP
9.56	48	Roffuele Falvo	15	JRHS
9.58				

[\[Top of Page\]](#) [\[Event List\]](#)

---

Event 14 BOYS 14-15 Midget 200m Run

MARK		NAME		TEAM
	1	Thomas Deveaux	15	HRHS
24.77	2	Giancarlo Paolucci	15	LOY
25.72	3	William Noel	15	HRHS
25.95	4	Tommy Rousseau	15	RHS
25.99	5	Samuel Swirsky	15	JRHS
26.11	6	Vincent Beauregard	15	HRHS
26.12	7	Ari Tendo	15	BHS
26.21	8	Daviyon Costner	15	HRHS
26.33	9	Josue Romero	15	RHS
26.34	10	Muhamadou Konteh	15	LAUR
26.52	11	Adrian Del Carmen scalia	15	RVLE
26.78	12	Roberto Lato	15	LOY
26.81	13	Diego Di Criscio	15	LAUR
26.87	14	Massimo Marreiros	15	JP1
26.94	15	Gregory Bessenden	15	RVLE
27.16	16	David Brierley	15	BHS
27.30	17	Justin Crawford	15	MACD
27.33	18	Justin Fournier	15	HRHS
27.62	19	Alexander Siou	15	LOY
27.67	20	Luke Barazin	15	LOY

28.08	21	Zachary Rocheleau	15	MACD
28.24	22	Christian Artelle	15	MACD
28.30	23	Rajan Singh	15	LAUR
28.33	24	Dillon Louie	15	BHS
28.44	25	Ryan Altieri	15	LOY
28.55	26	Gian-Luca Mignacca	15	VMC
28.99	27	Rayan Rekmani	15	RHS
29.04	28	Luca Vincelli	15	LAV
29.09	29	Julien Sella	15	LAV
29.15	30	Luca Lapaix-Lorenzo	15	RHS
29.43	31	Romeik Mullings-Rochney	15	MACD
29.60	32	Daniele Santagata	15	VMC
29.88	33	James Bergeron	15	HRHS
29.90	34	Joseph Lombardi	15	LMAC
30.04	35	Patrick Bakker	15	LBP
30.05	36	Christopher Tilli	15	LMAC
30.86	37	Kennedy Banda	15	LAV
31.00	38	Jack McLellan	15	LMAC
31.09	39	Millan Logan	15	RHS
31.17	40	Samuel Zitella	15	LBP
31.25	41	Jiseph Cuzzocrea	15	LMAC
31.49	42	Angelo Savino	15	LBP
32.43	43	Adam Semergian	15	RVLE
32.90	44	Matteo Di Staulo	15	VMC
33.23	45	Dylan Morelli	15	LBP
33.59	46	Tashin Ali	15	LAUR
38.60				

[\[Top of Page\]](#) [\[Event List\]](#)

---

Event 15 BOYS 14-15 Midget 400m Run

MARK	NAME	TEAM
------	------	------



56.49	1	Cedrick Flipo	15	HRHS
58.39	2	Daviyon Costner	15	HRHS
1:00.12	3	Giancarlo Paolucci	15	LOY
1:02.45	4	Tommy Rousseau	15	RHS
1:04.07	5	Alex Bouchard-Doyle	15	BHS
1:04.31	6	Dillon Louie	15	BHS
1:04.53	7	Andrew Piuze	15	HRHS
1:04.66	8	Anton Llkic	15	LAUR
1:05.29	9	Anh Nam Nguyen	15	VMC
1:05.98	10	Rajan Singh	15	LAUR
1:06.06	11	Nicholas Boutsalis	15	LAUR
1:06.12	12	Ryan Altieri	15	LOY
1:06.25	13	Nicolas Knez	15	LAV
1:06.59	14	Justin Crawford	15	MACD
1:06.61	15	Rayan Rekmani	15	RHS
1:06.98	16	David Brierley	15	BHS
1:07.12	17	William Deschesnes	15	HRHS
1:07.55	18	Matteo Cefaloni	15	LAV
1:11.62	19	Samuel Zitella	15	LBP
1:11.64	20	Joseph Guarascio	15	LAV
1:12.12	21	Romeik Mullings-Rochney	15	MACD
1:12.13	22	Patrick Bakker	15	LBP
1:12.71	23	Luca Morselli	15	RHS
1:12.82	24	Brian Callahan	15	MACD
1:14.52	25	Angelo Savino	15	LBP
1:15.87	26	Matthew Llorens	15	MACD
1:17.18	27	Dylan Morelli	15	LBP
1:22.53	28	George Potter	15	LCC

[\[Top of Page\]](#) [\[Event List\]](#)

MARK	NAME		TEAM
	1 Daniel Racette	15	MACD
2:07.55	2 Cedrick Flipo	15	HRHS
2:12.72	3 Enzo Caparelli	15	HRHS
2:26.15	4 William Deschesnes	15	HRHS
2:26.29	5 Diego Di Criscio	15	LAUR
2:29.17	6 Nicholas Banoussis	15	LOY
2:33.40	7 Michael Bellomo	15	VMC
2:34.30	8 Rajan Singh	15	LAUR
2:35.55	9 Anton Llkic	15	LAUR
2:35.68	10 Evan Dimos	15	RVLE
2:37.16	11 Zachary Rocheleau	15	MACD
2:37.32	12 Rocky Mancini	15	LBP
2:37.79	13 Nicholas Boutsalis	15	LAUR
2:40.46	14 Luca Fuocco	15	LBP
2:47.21	15 Michael Nudo	15	LOY
2:47.79	16 Zachary Zarlenga	15	LOY
2:49.27	17 Brian Callahan	15	MACD
2:50.06	18 Zubyar Ork	15	RVLE
2:53.13	19 Daniel Bohbot	15	LAUR
2:53.56	20 Daniele Santagata	15	VMC
2:54.10	21 Matthew Llorens	15	MACD
2:54.73	22 Trevor Van Wijk	15	RVLE
3:01.57	23 Massimo Malorni	15	LBP
3:12.59	24 Arjun Arulampalam	15	LAUR
3:16.40	25 Antonio Rossi	15	VMC
3:25.91	26 Marco Bourque	15	LBP
3:36.46			

[\[Top of Page\]](#) [\[Event List\]](#)

MARK	NAME		TEAM
4:35.9	1 Cedrick Flipo	15	HRHS
4:43.8	2 Daniel Racette	15	MACD
4:54.8	3 Daniel Cross	15	STT
4:55.5	4 Enzo Caparelli	15	HRHS
5:07.2	5 Andrew Piuze	15	HRHS
5:13.1	6 Gabriel Telleria	15	WWHS
5:20.5	7 Nicholas Banoussis	15	LOY
5:20.9	8 William Deschesnes	15	HRHS
6:01.8	9 Anton Llkic	15	LAUR
6:02.5	10 Rocky Mancini	15	LBP
6:05.5	11 Simon Radhakrishna	15	ROY
6:11.6	12 Luca Fuocco	15	LBP
6:12.6	13 Matthew Llorens	15	MACD
6:12.9	14 Vincent Arui	15	LAUR
6:20.9	15 Matteo Arduini	15	VMC
6:22.0	16 Massimo Malorni	15	LBP
6:24.2	17 Shajeen Nadarajah	15	LAUR
6:30.4	18 Zachary Zarlenga	15	LOY
6:48.4	19 Antonio Rossi	15	VMC
6:55.6	20 Arjun Arulampalam	15	LAUR
6:57.8	21 Marco Bourque	15	LBP

[\[Top of Page\]](#) [\[Event List\]](#)

---

Event 18 BOYS 14-15 Midget 3000m Run

MARK	NAME		TEAM
10:27.96	1 Daniel Cross	15	STT
10:44.92	2 Enzo Caparelli	15	HRHS
	3 Andrew Piuze	15	HRHS

11:07.17			
4	Shajeen Nadarajah	15	LAUR
12:25.47			
5	Simon Radhakrishna	15	ROY
12:25.69			
6	Vincent Arui	15	LAUR
12:52.24			
7	Christian Weiman	15	RVLE
13:04.07			
8	Matthew Llorens	15	MACD
13:17.14			
9	Matteo Arduini	15	VMC
13:25.83			
10	Massimo Malorni	15	LBP
13:31.11			

[\[Top of Page\]](#) [\[Event List\]](#)

---

Event 19 BOYS 14-15 Midget 60m Hurdles

MARK	NAME		TEAM
	1 Vincent Beauregard	15	HRHS
8.94			
	2 Daviyon Costner	15	HRHS
9.60			
	3 Roberto Lato	15	LOY
10.40			
	4 Christian Weiman	15	RVLE
10.58			
	5 Samuel Swirsky	15	JRHS
10.68			
	6 Jeremie Lavoie	15	LAV
10.71			
	7 Michael Nudo	15	LOY
11.23			
	8 Zachary Rocheleau	15	MACD
11.31			
	9 Brian Callahan	15	MACD
11.52			
	10 Nicholas Pollatta	15	LAV
11.83			
	11 Justin Crawford	15	MACD
12.15			
	12 Luca Lapaix-Lorenzo	15	RHS
12.29			
	13 David Hammet	15	LOY
12.32			
	14 Luca Morselli	15	RHS
13.17			
	15 George Potter	15	LCC
13.45			
	16 Matteo Cefaloni	15	LAV
15.75			
	Dylan Rawlings	15	MACD
DNF			

[\[Top of Page\]](#) [\[Event List\]](#)

---

Event 20 BOYS 14-15 Midget 4x200m Relay

MARK	NAME	TEAM
1	Heritage Regional HS A	HRHS
1:43.63	2 Laval A	LAV
1:48.97	3 Loyola High School A	LOY
1:49.90	4 Beaconsfield HS A	BHS
1:51.71	5 LaurenHill Academy A	LAUR
1:52.89	6 MacDonald HS A	MACD
1:53.88	7 Vincent Massey Colle A	VMC
1:59.74	8 Rosemount HS A	RHS
2:00.54		

[\[Top of Page\]](#) [\[Event List\]](#)

---

Event 21 BOYS 14-15 Midget High Jump

MARK	NAME		TEAM
1	Tommy Rousseau	15	RHS
1.67m	2 Daviyon Costner	15	HRHS
1.67m	3 Marlon Kia-Ariwei	15	JRHS
1.65m	4 Jeremie Lavoie	15	LAV
1.55m	5 Jack Kerklaan	15	LOY
1.50m	5 Andrew Piuze	15	HRHS
1.50m	7 Carter Waind	15	JRHS
1.45m	7 Massimo Marreiros	15	JP1
1.45m	9 Nicholas Pollatta	15	LAV
1.35m	9 Evan Wilcox	15	JRHS
1.35m	11 Luca Lapaix-Lorenzo	15	RHS
1.30m	11 Anh Nam Nguyen	15	VMC
1.30m	11 George Potter	15	LCC
1.30m			

---

Event 22 BOYS 14-15 Midget Long Jump

MARK	NAME		TEAM
	1 Tommy Rousseau	15	RHS
5.60m	2 Samuel Swirsky	15	JRHS
5.42m	3 Julian Manocchi	15	JRHS
5.36m	4 Vincent Beauregard	15	HRHS
5.20m	5 Justin Fournier	15	HRHS
5.09m	6 Rayan Rekmani	15	RHS
5.02m	7 Christian Weiman	15	RVLE
5.00m	8 Muhamadou Konteh	15	LAUR
4.80m	9 Jeremie Lavoie	15	LAV
4.79m	10 Massimo Marreiros	15	JP1
4.78m	11 Adrian Del Carmen scalia	15	RVLE
4.60m	11 Zachary Rocheleau	15	MACD
4.60m	13 Jordan Pulciani	15	LMAC
4.59m	14 Alex Bouchard-Doyle	15	BHS
4.57m	15 Carter Waind	15	JRHS
4.42m	16 Qais Masri	15	KELL
4.40m	16 Patrick Bakker	15	LBP
4.40m	18 Michael Nudo	15	LOY
4.38m	19 Samuel Zitella	15	LBP
4.35m	20 Anton Llkic	15	LAUR
4.28m	21 Joseph Lombardi	15	LMAC
4.26m	22 Millan Logan	15	RHS
4.22m	22 James Bergeron	15	HRHS
4.22m	24 Daniele Santagata	15	VMC
4.20m	25 Yash Patel	15	RVLE
4.18m	26 Luca Morselli	15	RHS
4.12m	27 Jack Kerklaan	15	LOY

4.10m	28	Nicholas Boutsalis	15	LAUR
3.90m	29	Luca Lapaix-Lorenzo	15	RHS
3.86m	30	Gian-Luca Mignacca	15	VMC
3.69m	31	Gregory Bessenden	15	RVLE
3.65m	32	Shajeen Nadarajah	15	LAUR
3.63m	33	Evan Wilcox	15	JRHS
3.37m	34	George Potter	15	LCC
3.34m	35	Zachary Zarlenga	15	LOY
2.72m				

[\[Top of Page\]](#) [\[Event List\]](#)

---

Event 23 BOYS 14-15 Midget Triple Jump

MARK		NAME		TEAM
	1	Julian Manocchi	15	JRHS
10.88m	2	Giancarlo Paolucci	15	LOY
10.82m	3	Samuel Swirsky	15	JRHS
10.65m	4	Justin Fournier	15	HRHS
10.31m	5	Alex Bouchard-Doyle	15	BHS
9.78m	6	Roberto Lato	15	LOY
9.35m	7	Jack Kerklaan	15	LOY
9.21m	8	Kennedy Banda	15	LAV
9.20m	9	Zachary Zarlenga	15	LOY
8.48m	10	Dylan Morelli	15	LBP
7.58m	11	Antonio Rossi	15	VMC
7.55m		Arjun Arulampalam	15	LAUR
NM		Joseph Lombardi	15	LMAC
NM				

[\[Top of Page\]](#) [\[Event List\]](#)

---

Event 24 BOYS 14-15 Midget Shot Put

MARK	NAME		TEAM
11.72m	1 Patrick Crother	15	RVLE
11.08m	2 Marlon Kia-Ariwei	15	JRHS
10.78m	3 Carter Waind	15	JRHS
10.49m	4 Jack Kerklaan	15	LOY
10.43m	5 Christian Artelle	15	MACD
10.29m	6 Giulio Scarpetta	15	LAV
10.04m	7 Romeik Mullings-Rochney	15	MACD
9.87m	8 Brian Callahan	15	MACD
9.84m	9 Antonio Grignano	15	LMAC
9.41m	10 Rayan Rekmani	15	RHS
9.24m	11 Justin Crawford	15	MACD
9.23m	12 Giancarlo Paolucci	15	LOY
9.11m	13 Charles Del Vechio	15	HRHS
8.79m	14 Luca Lapaix-Lorenzo	15	RHS
8.57m	15 Michael Nudo	15	LOY
8.54m	16 Francesco Pedulla	15	VMC
7.91m	17 Matthew Llorens	15	MACD
7.64m	18 Justin Baunber	15	HRHS
7.62m	19 George Vavaiglos	15	JRHS
7.58m	20 George Potter	15	LCC
7.57m	21 Michael Bellomo	15	VMC
7.51m	22 Gian-Luca Mignacca	15	VMC
7.43m	23 Joseph Lombardi	15	LMAC
7.15m	24 David Hammet	15	LOY
5.78m	25 Tashin Ali	15	LAUR
NM	Massimo Marreiros	15	JP1

[\[Top of Page\]](#) [\[Event List\]](#)



FINALS

MARK		NAME		TEAM
	1	Alessandro Vitelli	17	LAV
7.35	2	Ricardo Percopo	17	LMAC
7.42	3	Jonathan Scott-Lewis	17	MACD
7.55	4	Justin Dutelly	17	HRHS
7.60	5	Michael Jeanne-Rose	17	HRHS
7.68	6	Marc-Anthony Boatswain-Ja17		STT
7.85	7	Sydney Cyrius-Gage	17	LAV
7.86	8	Zaire Odle	17	KELL
7.89	9	Daniel Arumugam	17	LAUR
7.95	10	Justin Adeshina	17	LAUR
7.96	11	Adam Aktas	17	LBP
8.25				

PRELIMS

	1	Ricardo Percopo	17	LMAC
7.56	Q			
	1	Alessandro Vitelli	17	LAV
7.56	Q			
	3	Jonathan Scott-Lewis	17	MACD
7.70	Q			
	4	Justin Dutelly	17	HRHS
7.76	Q			
	5	Zaire Odle	17	KELL
7.89	Q			
	6	Sydney Cyrius-Gage	17	LAV
7.98	Q			
	7	Justin Adeshina	17	LAUR
7.99	Q			
	8	Michael Jeanne-Rose	17	HRHS
8.03	Q			
	9	Marc-Anthony Boatswain-Ja17		STT
8.05	Q			
	10	Daniel Arumugam	17	LAUR
8.11	Q			
	11	Nicholas Sabelli	17	VMC
8.17	Q			
	12	Adam Aktas	17	LBP
8.21	Q			
	13	Quinto Canci	17	KELL
8.23				
	14	Kyle Holland	17	LCC
8.25				
	15	Ethon Adrian	17	JRHS
8.49				
	16	William Bilhete	17	RHS
8.54				

8.55	17	Habib Rabahieh	17	KELL
	18	Patric Jean	17	STT
8.59	18	Tyler Tran	17	KELL
8.59	20	Gabriel Verghese	17	ROY
8.61	21	Kristof Noel	17	LAUR
8.69	22	Julius D'Amico	17	LOY
8.82	23	Chamarke Ahmed	17	RHS
8.86	24	Eric Fillion	17	LMAC
9.26				

[\[Top of Page\]](#) [\[Event List\]](#)

---

Event 26 BOYS 16-18 Juvenile 200m Run

MARK		NAME		TEAM
	1	Ricardo Percopo	17	LMAC
23.68	2	Jonathan Scott-Lewis	17	MACD
24.97	3	Justin Dutelly	17	HRHS
25.30	4	Michael Jeanne-Rose	17	HRHS
25.54	5	Sydney Cyrius-Gage	17	LAV
26.04	6	Kyle Holland	17	LCC
26.46	7	Daniel Arumugam	17	LAUR
26.52	8	Justin Adeshina	17	LAUR
26.82	9	Adam Aktas	17	LBP
27.58	10	William Bilhete	17	RHS
27.92	11	Sam MacIver	17	ROY
28.26	12	Gabriel D'Andrea	17	LAV
28.41	13	Gabriel Verghese	17	ROY
28.65	14	Kristof Noel	17	LAUR
28.91	15	Maximiliano Ochoa	17	STT
28.96	16	James Osborne	17	LCC
30.97				

[\[Top of Page\]](#) [\[Event List\]](#)

---

Event 27 BOYS 16-18 Juvenile 400m Run

MARK	NAME		TEAM	
	1	Ricardo Percopo	17	LMAC
54.46				
	2	Christopher Quesnel	17	HRHS
57.09				
	3	Jonathan Scott-Lewis	17	MACD
58.75				
	4	Huzaifa Ayub	17	LAUR
1:01.78				
	5	Ryan Sabudin	17	STT
1:02.75				
	6	Robin Moore	17	ROY
1:05.33				
	7	Julian Shaw	17	ROY
1:08.86				

[\[Top of Page\]](#) [\[Event List\]](#)

---

Event 28 BOYS 16-18 Juvenile 800m Run

MARK	NAME		TEAM	
	1	Christopher Quesnel	17	HRHS
2:07.41				
	2	Carson Price Gallagher	17	LCC
2:11.59				
	3	Huzaifa Ayub	17	LAUR
2:19.46				
	4	Ryan Sabudin	17	STT
2:22.17				
	5	Ben Lopez	17	JRHS
2:40.92				
	6	Marco Cerroni	17	LBP
2:46.78				
	7	Noah Mindel	17	LCC
2:57.11				

[\[Top of Page\]](#) [\[Event List\]](#)

---

Event 29 BOYS 16-18 Juvenile 1500m Run

MARK	NAME		TEAM	
	1	Christopher Quesnel	17	HRHS
4:25.8				
	2	Carson Price Gallagher	17	LCC

4:43.9	3	Huzaifa Ayub	17	LAUR
4:55.3	4	Michael Almanza	17	ROY
4:57.3	5	Nair Carson	17	LCC
5:02.4	6	Marc Hulsmann	17	HRHS
5:11.0	7	Robin Moore	17	ROY
5:33.1	8	Emile Simard	17	HRHS
5:38.2	9	Maximiliano Ochoa	17	STT
5:51.1	10	Kourosch Akhbari	17	ROY
6:09.4	11	Thomas Cefaratti	17	LMAC
6:10.8				

[\[Top of Page\]](#) [\[Event List\]](#)

---

Event 30 BOYS 16-18 Juvenile 3000m Run

MARK		NAME		TEAM
	1	Carson Riar	17	LCC
10:40.96	2	Michael Almanza	17	ROY
10:53.15	3	Marc Hulsmann	17	HRHS
11:05.99	4	Benjamin Sauvageau	17	LOY
11:58.80	5	Robin Moore	17	ROY
12:03.55	6	Ben Lopez	17	JRHS
12:08.95	7	Emile Simard	17	HRHS
12:09.16	8	Marco Cerroni	17	LBP
12:38.32	9	Kourosch Akhbari	17	ROY
12:55.02	10	Jordan Porco	17	LBP
13:58.16				

[\[Top of Page\]](#) [\[Event List\]](#)

---

Event 31 BOYS 16-18 Juvenile 60m Hurdles

MARK		NAME		TEAM
------	--	------	--	------

9.89	1	Alessio Conte	17	LMAC
	2	Adam Aktas	17	LBP
9.90	3	Leo Chadwick	17	ROY
11.67	4	Thomas Cefaratti	17	LMAC
13.13	5	Gabriel Verghese	17	ROY
13.15				

[\[Top of Page\]](#) [\[Event List\]](#)

### Event 32 BOYS 16-18 Juvenile 4x200m Relay

MARK		NAME		TEAM
	1	Heritage Regional HS A		HRHS
1:47.78	2	LaurenHill Academy A		LAUR
1:50.44	3	Laval A		LAV
1:50.82	4	Laurier MacDonald HS A		LMAC
1:52.64	5	Lower Canada College A		LCC
1:53.10	6	Royal West academy A		ROY
1:57.19				

[\[Top of Page\]](#) [\[Event List\]](#)

### Event 33 BOYS 16-18 Juvenile High Jump

MARK		NAME		TEAM
	1	Jasmit Singh	17	LBP
1.60m	1	Zaire Odle	17	KELL
1.60m	3	Brian Ortiz-Muscia	17	LBP
1.60m	3	Justin Dutelly	17	HRHS
1.60m	5	Alessio Conte	17	LMAC
1.60m	6	Michael Almanza	17	ROY
1.50m	7	Leo Chadwick	17	ROY
1.45m	7	Gabriel D'Andrea	17	LAV
1.45m	7	Kourosch Akhbari	17	ROY

1.45m	10	Ryan Sabudin	17	STT
1.40m	10	Julian Shaw	17	ROY
1.40m	10	Sam MacIver	17	ROY
1.40m	13	Tyler Tran	17	KELL
1.30m	13	Alessio Amorelli	17	LAV
1.30m		Thomas Cefaratti	17	LMAC
NM		Daniel Arumugam	17	LAUR
NM				

[\[Top of Page\]](#) [\[Event List\]](#)

---

Event 34 BOYS 16-18 Juvenile Long Jump

MARK		NAME		TEAM
	1	Jonathan Scott-Lewis	17	MACD
5.85m	2	Zaire Odle	17	KELL
5.81m	3	Sydney Cyrius-Gage	17	LAV
5.64m	4	Gabriel D'Andrea	17	LAV
5.58m	5	Sam MacIver	17	ROY
5.51m	6	Ricardo Percopo	17	LMAC
5.45m	7	Huzaiifa Ayub	17	LAUR
5.43m	8	Alessio Conte	17	LMAC
5.20m	9	Daniel Arumugam	17	LAUR
5.15m	10	Leo Chadwick	17	ROY
5.13m	11	Brian Ortiz-Muscia	17	LBP
5.05m	12	Jasmit Singh	17	LBP
4.95m	13	Patric Jean	17	STT
4.83m	13	Michael Jeanne-Rose	17	HRHS
4.83m	15	Benjamin Sauvageau	17	LOY
4.78m	16	Chamarke Ahmed	17	RHS
4.75m	17	Kristof Noel	17	LAUR
4.70m	18	Julius D'Amico	17	LOY
4.67m	19	Kourosch Akhbari	17	ROY

4.50m	20	Ryan Sabudin	17	STT
4.47m	21	Julian Shaw	17	ROY
4.44m	22	Thomas Cefaratti	17	LMAC
4.42m	22	Habib Rabahieh	17	KELL
4.42m	24	Tyler Tran	17	KELL
4.20m	25	Carson Riar	17	LCC
4.15m	26	Eric Fillion	17	LMAC
3.90m	27	Evangelos Vavinis	17	LAV
3.19m				

[\[Top of Page\]](#) [\[Event List\]](#)

---

Event 35 BOYS 16-18 Juvenile Triple Jump

MARK		NAME		TEAM
	1	Alessio Conte	17	LMAC
11.42m	2	Huzaiifa Ayub	17	LAUR
10.86m	3	Brian Ortiz-Muscia	17	LBP
10.82m	4	Kyle Holland	17	LCC
10.46m	5	Sam MacIver	17	ROY
10.30m	6	Jasmit Singh	17	LBP
10.28m	7	James Osborne	17	LCC
9.47m	8	Julius D'Amico	17	LOY
8.74m	9	Benjamin Sauvageau	17	LOY
8.67m	10	Kourosch Akhbari	17	ROY
8.29m				

[\[Top of Page\]](#) [\[Event List\]](#)

---

Event 36 BOYS 16-18 Juvenile Shot Put

MARK		NAME		TEAM
	1	Nicholas Sabelli	17	VMC
12.34m				

2	Haiven Hewitt-Desire	17	RHS
10.94m			
3	Sam MacIver	17	ROY
10.64m			
4	Alessio Conte	17	LMAC
10.28m			
5	Eric Fillion	17	LMAC
10.14m			
6	Julius D'Amico	17	LOY
9.89m			
7	Evangelos Vavinis	17	LAV
9.34m			
8	Kourosch Akhbari	17	ROY
9.20m			
9	Kyle Hannaburg	17	RHS
8.92m			
10	Thomas Cefaratti	17	LMAC
8.68m			
11	James Osborne	17	LCC
7.79m			
11	Julian Shaw	17	ROY
7.79m			
13	Jackson Labell	17	LCC
7.24m			
14	Benjamin Sauvageau	17	LOY
7.01m			

[\[Top of Page\]](#) [\[Event List\]](#)



# Boys Indoor Track & Field Meet 2018

Tuesday, February 13, 2018

Centre Claude Robillard

02/13/2018 - 02/13/2018

## Meet Scores

---

MALE TEAM Age Group 11 - 13			
1	HERITAGE REGIONAL HS	HRHS	76.000
2	MACDONALD HS	MACD	41.000
3	JOHN PAUL 1 HS	JP1	37.000
4	ROYAL WEST ACADEMY	ROY	26.000
5	LAVAL	LAV	15.000
6	JOHN RENNIE HS	JRHS	11.500
7	LOWER CANADA COLLEGE	LCC	11.000
7	LESTER B PEARSON HS	LBP	11.000
9	LOYOLA HIGH SCHOOL	LOY	10.000
10	ROSEMOUNT HS	RHS	9.500
11	VINCENT MASSEY COLLE	VMC	9.000
12	KELLS ACADEMY	KELL	4.000
13	WESTWOOD HS	WWHS	3.000
MALE TEAM Age Group 14 - 15			
1	HERITAGE REGIONAL HS	HRHS	98.500
2	JOHN RENNIE HS	JRHS	39.000
3	LOYOLA HIGH SCHOOL	LOY	32.500
4	ROSEMOUNT HS	RHS	24.000
5	MACDONALD HS	MACD	15.000
5	LAVAL	LAV	15.000
7	ST. THOMAS HS	STT	11.000
8	ROYAL VALE HS	RVLE	10.000
9	LAURENHILL ACADEMY	LAUR	8.000
9	BEACONSFIELD HS	BHS	8.000
11	ROYAL WEST ACADEMY	ROY	2.000
12	WESTWOOD HS	WWHS	1.000
MALE TEAM Age Group 16 - 18			
1	LAURIER MACDONALD HS	LMAC	47.000
2	HERITAGE REGIONAL HS	HRHS	46.500
3	ROYAL WEST ACADEMY	ROY	27.000
4	LOWER CANADA COLLEGE	LCC	25.000
5	LAURENHILL ACADEMY	LAUR	21.000
6	LESTER B PEARSON HS	LBP	20.500
7	LAVAL	LAV	20.000
7	MACDONALD HS	MACD	20.000

9	KELLS ACADEMY	KELL	11.000
10	VINCENT MASSEY COLLE	VMC	7.000
11	ST. THOMAS HS	STT	6.000
12	ROSEMOUNT HS	RHS	5.000
13	LOYOLA HIGH SCHOOL	LOY	4.000
14	JOHN RENNIE HS	JRHS	3.000

GMAA Swimming Championships - Thursday, February 15th, 2018  
Cote-St-Luc, 15/2/2018

---

All Events

---

Women, 11 - 18 years

1.Jrhs	JRHS	153
2.Pchs	PCHS	63
3.Wic	WIC	44
4.Villa	VILLA	41
5.Stt	STT	40
6.Macd	MACD	25
Bhs	BHS	25
8.Lcc	LCC	21
9.Wwhs	WWHS	20
10.Csa	CSA	17
11.Study	STUDY	14
12.Shsm	SHSM	8
13.Lphs	LPHS	7
Lbp	LBP	7
15.Traf	TRAF	6
16.Royal	ROYAL	3

Boys, 11 - 18 years

1.Jrhs	JRHS	118
2.Loy	LOY	85
3.Wic	WIC	47
4.Bhs	BHS	45
5.Csa	CSA	43
6.Rosemount High School	RHS	40
7.Royal	ROYAL	28
8.Pchs	PCHS	20
9.Stt	STT	15
10.La	LA	14
11.Cpi	CPI	11
12.Laurn	LAURN	10
13.Wwhs	WWHS	9
14.Vmc	VMC	8
15.Lmac	LMAC	6
16.Stg	STG	3
Kells	KELLS	3
Villa	VILLA	3
19.Rivhs	RIVHS	1

[No. 1. Girls. 100m Freestyle 11 - 13 years](#)  
[No. 2. Boys. 100m Freestyle 11 - 13 years](#)  
[No. 3. Girls. 100m Freestyle 14 - 15 years](#)  
[No. 4. Boys. 100m Freestyle 14 - 15 years](#)  
[No. 5. Women. 100m Freestyle 16 - 18 years](#)  
[No. 6. Boys. 100m Freestyle 16 - 18 years](#)  
[No. 7. Girls. 50m Butterfly 11 - 13 years](#)  
[No. 8. Boys. 50m Butterfly 11 - 13 years](#)  
[No. 9. Girls. 50m Butterfly 14 - 15 years](#)  
[No. 10. Boys. 50m Butterfly 14 - 15 years](#)  
[No. 11. Women. 50m Butterfly 16 - 18 years](#)  
[No. 12. Boys. 50m Butterfly 16 - 18 years](#)  
[No. 13. Girls. 50m Freestyle 11 - 13 years](#)  
[No. 14. Boys. 50m Freestyle 11 - 13 years](#)  
[No. 15. Girls. 50m Freestyle 14 - 15 years](#)  
[No. 16. Boys. 50m Freestyle 14 - 15 years](#)  
[No. 17. Women. 50m Freestyle 16 - 18 years](#)  
[No. 18. Boys. 50m Freestyle 16 - 18 years](#)  
[No. 19. Girls. 4 x 50m Medley 11 - 13 years](#)  
[No. 20. Boys. 4 x 50m Medley 11 - 13 years](#)  
[No. 21. Girls. 4 x 50m Medley 14 - 15 years](#)  
[No. 22. Boys. 4 x 50m Medley 14 - 15 years](#)  
[No. 23. Women. 4 x 50m Medley 16 - 18 years](#)  
[No. 24. Boys. 4 x 50m Medley 16 - 18 years](#)

[No. 25. Girls. 100m Medley 11 - 13 years](#)  
[No. 26. Boys. 100m Medley 11 - 13 years](#)  
[No. 27. Girls. 100m Medley 14 - 15 years](#)  
[No. 28. Boys. 100m Medley 14 - 15 years](#)  
[No. 29. Women. 100m Medley 16 - 18 years](#)  
[No. 30. Boys. 100m Medley 16 - 18 years](#)  
[No. 31. Girls. 50m Backstroke 11 - 13 years](#)  
[No. 32. Boys. 50m Backstroke 11 - 13 years](#)  
[No. 33. Girls. 50m Backstroke 14 - 15 years](#)  
[No. 34. Boys. 50m Backstroke 14 - 15 years](#)  
[No. 35. Women. 50m Backstroke 16 - 18 years](#)  
[No. 36. Boys. 50m Backstroke 16 - 18 years](#)  
[No. 37. Girls. 50m Breaststroke 11 - 13 years](#)  
[No. 38. Boys. 50m Breaststroke 11 - 13 years](#)  
[No. 39. Girls. 50m Breaststroke 14 - 15 years](#)  
[No. 40. Boys. 50m Breaststroke 14 - 15 years](#)  
[No. 41. Women. 50m Breaststroke 16 - 18 years](#)  
[No. 42. Boys. 50m Breaststroke 16 - 18 years](#)  
[No. 43. Girls. 4 x 50m Freestyle 11 - 13 years](#)  
[No. 44. Boys. 4 x 50m Freestyle 11 - 13 years](#)  
[No. 45. Girls. 4 x 50m Freestyle 14 - 15 years](#)  
[No. 46. Boys. 4 x 50m Freestyle 14 - 15 years](#)  
[No. 47. Women. 4 x 50m Freestyle 16 - 18 years](#)  
[No. 48. Boys. 4 x 50m Freestyle 16 - 18 years](#)

GMAA Swimming Championships - Thursday, February 15th, 2018  
 Cote-St-Luc, 15/2/2018

Event 1 Girls, 100m Freestyle 11 - 13 years  
 15/02/2018 Results

Rank	YB		Time	50m	100m
1.	04	Wic	<b>1:01.22</b>		
2.	04	Macd	<b>1:01.85</b>		
3.	04	Stt	<b>1:02.27</b>		
4.	04	Jrhs	<b>1:03.91</b>		
5.	04	Csa	<b>1:07.93</b>		
6.	04	Stt	<b>1:09.19</b>		
7.	04	Stt	<b>1:10.44</b>		
8.	04	Bhs	<b>1:11.00</b>		
9.	04	Stg	<b>1:12.63</b>		
10.	04	Villa	<b>1:15.16</b>		
11.	04	Pchs	<b>1:15.21</b>		
12.	04	Traf	<b>1:15.32</b>		
13.	04	Shsm	<b>1:15.84</b>		
14.	04	Traf	<b>1:19.06</b>		
15.	04	Lphs	<b>1:19.23</b>		
16.	04	Bhs	<b>1:20.19</b>		
	04	Rivhs	<b>1:20.19</b>		
18.	04	Villa	<b>1:20.22</b>		
19.	04	Jrhs	<b>1:22.06</b>		
20.	04	Royal	<b>1:23.25</b>		
21.	04	Wwhs	<b>1:23.66</b>		
22.	04	Villa	<b>1:24.12</b>		
23.	04	Wic	<b>1:24.69</b>		

[<< TOP >>](#)

Event 2 Boys, 100m Freestyle 11 - 13 years  
 15/02/2018 Results

Rank		YB		Time	50m	100m
1.	ROBERTSON, Connor	04	Loy	<b>59.00</b>		
2.	LEVINE, Michael	04	Jrhs	<b>1:00.81</b>		
3.	SOUSA- AVELAR, Matheus	04	Bhs	<b>1:05.00</b>		
4.	EDWARDS, Oscra	04	Stg	<b>1:06.03</b>		
5.	ZWIRK, Tyler	04	Bhs	<b>1:08.78</b>		
6.	HALDE, Julien	04	Csa	<b>1:09.20</b>		
7.	ANGELOW, Kevin	04	Bhs	<b>1:10.09</b>		
8.	HANNAH, Sacha	04	Rivhs	<b>1:11.37</b>		
9.	FARKAS, Rudiger	04	Wwhs	<b>1:11.78</b>		
10.	MARSH, Harry	04	Wic	<b>1:13.31</b>		
11.	MACDONALD, Nolan	04	Wic	<b>1:13.60</b>		
12.	AUDET, William	04	Csa	<b>1:16.84</b>		
13.	VOUNASIS, Yianni	04	Wic	<b>1:17.12</b>		
14.	KLOUSSEH, Edem	04	Kells	<b>1:21.65</b>		
15.	MILONCINI, Damiano	04	Villa	<b>1:25.38</b>		
16.	PALMER NICHOLAS,	04	Kells	<b>1:28.47</b>		

[<< TOP >>](#)

Event 3 Girls, 100m Freestyle 14 - 15 years  
15/02/2018 Results

---

Rank		YB		Time	50m	100m
1.	SASTRON-NAVARRETE, Amaya	02	Lcc	<b>1:00.42</b>		
2.	TOWNSEND, Jordan	02	Jrhs	<b>1:02.94</b>		
3.	MURPHY, Lauren	02	Jrhs	<b>1:03.94</b>		
4.	VITHOUKAS, Katherine	02	Lbp	<b>1:05.65</b>		
5.	BARSALOU, Stella	02	Pchs	<b>1:06.78</b>		
6.	LABELLE, Kaitlyn	02	Jrhs	<b>1:07.66</b>		
7.	MARTYNIUK, Nadia	02	Lphs	<b>1:09.59</b>		
8.	BARBIERI, Olivia	02	Villa	<b>1:10.08</b>		
9.	WOOD- ADAMS, Caroline	02	Stt	<b>1:10.21</b>		
10.	AUDET, Penelope	02	Csa	<b>1:12.16</b>		
11.	ALLAIRE, Flavie	02	Villa	<b>1:12.88</b>		
12.	WOOD- ADAMS, Abigail	02	Stt	<b>1:13.09</b>		
13.	REDMOND, Chloe	02	Villa	<b>1:14.16</b>		
14.	THERIAULT, Kayla	02	Bhs	<b>1:17.69</b>		
15.	LAWSON, Mackenzie	02	Wic	<b>1:21.60</b>		
16.	BURT, Megan	02	Csa	<b>1:22.71</b>		

[<< TOP >>](#)

Event 4 Boys, 100m Freestyle 14 - 15 years  
15/02/2018 Results

---

Rank		YB		Time	50m	100m
1.	KUZAK, Zack	02	Bhs	<b>57.09</b>		
2.	VISAN, Vlad	02	Stt	<b>1:00.44</b>		
3.	AMARAL, Damian	02	Rosemount High School	<b>1:01.18</b>		
4.	ADORENTI, Vincent	02	Wic	<b>1:02.00</b>		
5.	MAILLOUX, Jackson	02	Jrhs	<b>1:02.07</b>		
6.	ZWIRZ, Carter	02	Bhs	<b>1:02.59</b>		
7.	EVORA BONILLA, Jeremy	02	Lmac	<b>1:03.31</b>		
8.	DELLA ROCCA, Gabriel	02	Stt	<b>1:05.59</b>		
9.	PAPP, Oliver	03	Jrhs	<b>1:06.66</b>		
10.	TELLERIA, Gabriel	03	Wwhs	<b>1:07.43</b>		
11.	HOLT, Malcolm	02	La	<b>1:08.21</b>		

12. BATAH, Jeremy	02	Stt	<b>1:09.31</b>
13. WIGHT, Greg	02	Loy	<b>1:10.59</b>
14. MCGOWN, Kyle	02	Wic	<b>1:13.03</b>
15. ABITOL, Noam	02	Csa	<b>1:13.44</b>
16. WIGHT, Stephen	02	Loy	<b>1:16.34</b>
17. LAXER, Max	02	Bial	<b>1:17.97</b>
18. VILLEGAS-PASCO, Joseph	02	Lmac	<b>1:19.78</b>
19. MUNOZ, Kevin	02	Kells	<b>1:21.07</b>

[<< TOP >>](#)

Event 5 Women, 100m Freestyle 16 - 18 years  
15/02/2018 Results

Rank	YB		Time	50m	100m
1. BOHNS, Miranda	00	Pchs	<b>1:09.94</b>		
2. ROZON, Sydney	00	Bhs	<b>1:14.62</b>		
3. VELENO, Sara	00	Pchs	<b>1:15.36</b>		
4. LIVINGSTON, Ashley	00	Villa	<b>1:18.62</b>		
5. KALIN, Hannah	00	Traf	<b>1:21.06</b>		
6. TISEO, Victoria	00	Pchs	<b>1:22.03</b>		
7. PACE, Mia	00	Rivhs	<b>1:22.95</b>		

[<< TOP >>](#)

Event 6 Boys, 100m Freestyle 16 - 18 years  
15/02/2018 Results

Rank	YB		Time	50m	100m
1. STONE-BARNEY, William	00	Loy	<b>57.30</b>		
2. BRINTON, Nicola	00	Rosemount High School	<b>59.19</b>		
3. CROCHETIERE, Keith	00	Pchs	<b>1:01.69</b>		
4. NOWAKOWSKI, Adam	00	Loy	<b>1:03.54</b>		
5. PINSKY, Justin	00	Stt	<b>1:05.33</b>		
6. MEYER, Drake	00	La	<b>1:06.28</b>		
7. DI LULLO, Lucca	00	Loy	<b>1:06.43</b>		
8. DOSKAS, Nick	00	Jrhs	<b>1:07.06</b>		
9. MURCH, Donovan	00	La	<b>1:10.37</b>		
10. DECKER, Kyle	00	La	<b>1:10.38</b>		
11. CHEN, Bai Chao	00	Csa	<b>1:17.25</b>		

[<< TOP >>](#)

Event 7 Girls, 50m Butterfly 11 - 13 years  
15/02/2018 Results

Rank	YB		Time
1. ROBERTSON, Maggie	04	Stt	<b>30.57</b>
2. STANOJLOVIC, Kaitlyn	04	Jrhs	<b>31.62</b>
3. JACK, Zoe	04	Jrhs	<b>32.69</b>
4. DI LULLO, Yasmina	04	Shsm	<b>34.03</b>
5. CSILLAG, Olivia	04	Bhs	<b>36.06</b>
6. GUALTIERI, Isabella	04	Study	<b>36.14</b>
7. BILLIG, Kaiya	04	Stg	<b>37.47</b>
8. SHEEHAN, Kaley	04	Wwhs	<b>38.59</b>
9. SHI, Cherry	04	Study	<b>39.54</b>
10. ESPOSITO, Isabella	04	Bhs	<b>39.63</b>
11. GRAHAM, Sarah	04	Traf	<b>39.84</b>

12. MATTSON, Linnea	04	Wwhs	<b>41.25</b>
13. MANSOUR, Leila	04	Stt	<b>41.79</b>
14. CHRISTODOULOPOULOS, Paraskevi	04	Rivhs	<b>42.06</b>
15. RIKLEY-KRINDLE, Jamie	04	Wwhs	<b>44.13</b>
16. DUBOIS, Amelie	04	Royal	<b>46.04</b>
17. MICHAELA, Ness	04	Stt	<b>51.38</b>

[<< TOP >>](#)

Event 8  
15/02/2018

Boys, 50m Butterfly

11 - 13 years  
Results

Rank	YB		Time
1. GILLIES, Adam	04	Wic	<b>30.19</b>
2. ROBERTSON, Connor	04	Loy	<b>30.28</b>
3. NARDUCCI, David	04	Jrhs	<b>31.46</b>
4. ZHAO, Zheng Yong	04	Csa	<b>32.53</b>
5. ZWIRK, Tyler	04	Bhs	<b>33.07</b>
6. HALDE, Julien	04	Csa	<b>34.07</b>
7. LATIMER, Thomas	04	Jrhs	<b>34.15</b>
8. BARECKI, Cameron	04	Bhs	<b>34.18</b>
9. RASCHOWAN, William	04	Jrhs	<b>34.29</b>
10. EDWARDS, Oscra	04	Stg	<b>34.59</b>
11. ANGELOW, Kevin	04	Bhs	<b>34.94</b>
12. MARSH, Harry	04	Wic	<b>36.27</b>
13. TREMBLAY, Brandon	04	Vmc	<b>38.34</b>
14. ADORANTI, William	04	Wic	<b>39.59</b>
15. SZABO, Sean	04	Selw	<b>40.24</b>

[<< TOP >>](#)

Event 9  
15/02/2018

Girls, 50m Butterfly

14 - 15 years  
Results

Rank	YB		Time
1. MURPHY, Lauren	02	Jrhs	<b>30.94</b>
2. MERKLEIN, Emilie	02	Villa	<b>32.25</b>
3. DELGROSSO, Toni	02	Stt	<b>33.19</b>
4. BRATHWAITE, Laurena	02	Jrhs	<b>33.85</b>
5. MONTGOMERY, Shannon	02	Jrhs	<b>33.91</b>
6. AUDET, Penelope	02	Csa	<b>34.13</b>
7. GHANEM, Claire	02	Wic	<b>34.50</b>
8. RICHER, Kiva	02	Royal	<b>37.29</b>
9. CYRENNE, Bianca	02	Villa	<b>37.43</b>
10. CSILLAG, Sydney	02	Macd	<b>38.00</b>
11. WOOD- ADAMS, Caroline	02	Stt	<b>38.71</b>
12. GORDON, Ana	02	Study	<b>39.57</b>
13. BURT, Megan	02	Csa	<b>41.00</b>
14. PANACCIONE, Sonya	02	Lphs	<b>41.75</b>
15. SEIRAFI, Tara	02	Study	<b>42.22</b>
16. DA CHAO, Marisa	02	Royal	<b>43.47</b>

[<< TOP >>](#)

Event 10  
15/02/2018

Boys, 50m Butterfly

14 - 15 years  
Results

Rank	YB		Time
------	----	--	------

1. AMARAL, Brandon	02	Rosemount High School	<b>29.03</b>
2. KUZAK, Zack	02	Bhs	<b>29.13</b>
3. MCKAY, Caleb	03	Jrhs	<b>29.50</b>
4. ADORENTI, Vincent	02	Wic	<b>31.00</b>
5. DELLA ROCCA, Gabriel	02	Stt	<b>32.06</b>
6. FARKAS, Malcolm	02	Jrhs	<b>32.99</b>
7. TAYLOR, Andrew	02	Bhs	<b>33.38</b>
8. ZWIRZ, Carter	02	Bhs	<b>33.66</b>
9. UNRUH, Austin	02	Kells	<b>35.98</b>
10. BATAH, Jeremy	02	Stt	<b>36.16</b>
11. WIGHT, Greg	02	Loy	<b>37.34</b>
12. ABITOL, Noam	02	Csa	<b>38.00</b>
13. MANSAUR, Joey	02	Stt	<b>40.19</b>

[<< TOP >>](#)

Event 11  
15/02/2018

Women, 50m Butterfly

16 - 18 years  
Results

Rank	YB		Time
1. ZUCCOTTI BRENNER, Justine	00	Wic	<b>32.13</b>
2. BOHNS, Miranda	00	Pchs	<b>34.59</b>
3. COFFIN, Maggie	00	Macd	<b>37.19</b>
4. KALIN, Hannah	00	Traf	<b>38.95</b>
5. BISHOP, Zoe	00	Pchs	<b>39.36</b>
6. TISEO, Victoria	00	Pchs	<b>39.63</b>
7. PACE, Mia	00	Rivhs	<b>47.12</b>

[<< TOP >>](#)

Event 12  
15/02/2018

Boys, 50m Butterfly

16 - 18 years  
Results

Rank	YB		Time
1. SMITH, Jonah	00	Loy	<b>27.22</b>
2. BOUDREAU, Kris	00	Jrhs	<b>28.33</b>
3. ADAMS, Justin	01	Cpi	<b>30.37</b>
4. CROCHETIERE, Keith	00	Pchs	<b>30.65</b>
5. TAKACSY, Nicholas	00	Loy	<b>31.56</b>
6. STONE-BARNEY, William	00	Loy	<b>31.92</b>
7. BUREAR, Andrew	00	Loy	<b>32.06</b>
8. HORNER, Benjamin	00	Jrhs	<b>32.59</b>
9. RIVEST, Lucas	00	La	<b>33.16</b>
10. PINSKY, Justin	00	Stt	<b>33.72</b>
11. MEYER, Drake	00	La	<b>34.19</b>
12. DECKER, Kyle	00	La	<b>34.76</b>
13. WAGLAND, Aidan	00	Pchs	<b>37.50</b>
14. CHEN, Bai Chao	00	Csa	<b>40.66</b>

[<< TOP >>](#)

Event 13  
15/02/2018

Girls, 50m Freestyle

11 - 13 years  
Results

Rank	YB		Time
1. BUCHE, Jackie	04	Jrhs	<b>28.50</b>
2. GAGE, Kyla	04	Wic	<b>28.87</b>
3. JACK, Zoe	04	Jrhs	<b>30.22</b>



4.	LI, Kathy	04	Csa	<b>30.31</b>
5.	LEMAY, Lauranne	04	Villa	<b>32.38</b>
6.	GODDARD, Paige	04	Bhs	<b>32.57</b>
7.	FISHER, Olivia	04	Lphs	<b>32.59</b>
8.	MA, Joyanne	04	Stt	<b>33.69</b>
9.	COUVRETTE-TODD, Tessa	04	Wwhs	<b>34.21</b>
10.	GODDARD, Taylor	04	Bhs	<b>34.63</b>
	GUALTIERI, Isabella	04	Study	<b>34.63</b>
	SHEEHAN, Kaley	04	Wwhs	<b>34.63</b>
13.	DELLA ROCCA, Eva	04	Stt	<b>35.09</b>
14.	CALVILLO, Athena	04	Villa	<b>35.25</b>
15.	POIRIER, Lauren	04	Lphs	<b>35.38</b>
16.	ASSI, Lyna	04	La	<b>35.53</b>
17.	LAN-BAXTER, Jovanna	04	Bhs	<b>35.88</b>
18.	MARTIN, Caterina	04	Royal	<b>37.22</b>
19.	GUAY, Olivia	04	Wic	<b>37.33</b>
20.	COATES, Amelia	04	Stt	<b>37.79</b>
21.	ROWE, Ava	04	Shsm	<b>38.46</b>
22.	MCGOWN, Kira	04	Wic	<b>38.78</b>

[<< TOP >>](#)

Event 14  
15/02/2018

Boys, 50m Freestyle

11 - 13 years  
Results

Rank		YB		Time
1.	OMIELAN, Glen	04	Royal	<b>28.30</b>
2.	LATIMER, Thomas	04	Jrhs	<b>30.10</b>
3.	TAYLOR, Nicholas	04	Bhs	<b>31.44</b>
4.	HWANG, Sukhee	04	Villa	<b>31.81</b>
5.	TOWNSEND, Jacob	04	Jrhs	<b>32.00</b>
6.	FARKAS, Rudiger	04	Wwhs	<b>32.50</b>
7.	ANGELOW, Kevin	04	Bhs	<b>32.53</b>
8.	MARSH, Harry	04	Wic	<b>32.65</b>
9.	MACDONALD, Nolan	04	Wic	<b>33.66</b>
10.	CIARAVELLA, Gicchino	04	Vmc	<b>34.12</b>
11.	MARCOUX-BOUCHARD, Gabriel	04	Csa	<b>34.56</b>
12.	KLOUSSEH, Edem	04	Kells	<b>35.38</b>
13.	NGUYEN, Tk	04	Kells	<b>36.31</b>
	MUNROE, Morgan	04	Wwhs	<b>36.31</b>
15.	PALMER NICHOLAS,	04	Kells	<b>38.53</b>
16.	MILONCINI, Damiano	04	Villa	<b>38.75</b>
17.	ROBERT, Mounsef	04	Wic	<b>39.15</b>

[<< TOP >>](#)

Event 15  
15/02/2018

Girls, 50m Freestyle

14 - 15 years  
Results

Rank		YB		Time
1.	SASTRON-NAVARRETE, Amaya	02	Lcc	<b>28.10</b>
2.	BARSALOU, Stella	02	Pchs	<b>28.53</b>
3.	TOWNSEND, Jordan	02	Jrhs	<b>28.62</b>
4.	NICHOLSON, Sam	02	Jrhs	<b>29.16</b>
5.	MURPHY, Lauren	02	Jrhs	<b>29.71</b>
6.	VITHOUKAS, Katherine	02	Lbp	<b>30.91</b>
7.	GHANEM, Claire	02	Wic	<b>31.50</b>
8.	REDMOND, Chloe	02	Villa	<b>32.15</b>
9.	MARTYNIUK, Nadia	02	Lphs	<b>32.47</b>

10. WOOD- ADAMS, Abigail	02	Stt	<b>32.57</b>
11. ALLAIRE, Flavie	02	Villa	<b>32.94</b>
12. DRIZOS, Markella	02	Wic	<b>34.06</b>
13. PANACCIONE, Melisa	02	Lphs	<b>34.09</b>
14. RICHER, Kiva	02	Royal	<b>35.09</b>
15. BURT, Megan	02	Csa	<b>35.59</b>
16. LAWSON, Mackenzie	02	Wic	<b>35.72</b>
17. THERIAULT, Kayla	02	Bhs	<b>36.14</b>
18. PELLETIER, Jolie	02	Stt	<b>38.25</b>
19. DA CHAO, Marisa	02	Royal	<b>38.67</b>

[<< TOP >>](#)

Event 16  
15/02/2018

Boys, 50m Freestyle

14 - 15 years  
Results

Rank	YB		Time
1. MCLEOD, Lorne	02	Royal	<b>26.34</b>
2. GAGNON, Vincent	02	Csa	<b>27.12</b>
3. MCDUGALL-VICK, Carson	03	Jrhs	<b>27.44</b>
4. CIALOWICZ, Mateusz	02	Csa	<b>28.25</b>
5. EVORA BONILLA, Jeremy	02	Lmac	<b>28.40</b>
6. MCCRACKEN, Nicholas	02	Wwhs	<b>28.84</b>
7. MAILLOUX, Jackson	02	Jrhs	<b>29.19</b>
8. ZWIRZ, Carter	02	Bhs	<b>29.25</b>
VUONG, Mathis	02	Csa	<b>29.25</b>
10. DELLA ROCCA, Gabriel	02	Stt	<b>30.03</b>
11. HYDER, Christopher	02	Royal	<b>30.06</b>
12. GODDARD, Cole	02	Bhs	<b>30.15</b>
13. PRESSER, Chaz	03	Bial	<b>30.18</b>
14. TELLERIA, Gabriel	03	Wwhs	<b>30.31</b>
15. HOLT, Malcolm	02	La	<b>31.14</b>
16. FARKAS, Malcolm	02	Jrhs	<b>31.40</b>
17. MCGOWN, Kyle	02	Wic	<b>31.81</b>
18. UNRUH, Austin	02	Kells	<b>32.41</b>
19. DAOUST, Nathan	02	Stt	<b>32.81</b>
20. AITKEN, Jack	02	Selw	<b>33.85</b>
21. JAZVAC, Edwin	02	Wic	<b>34.06</b>
22. WIGHT, Stephen	02	Loy	<b>34.41</b>
23. ARSLAN, Mert	02	Kells	<b>34.59</b>

[<< TOP >>](#)

Event 17  
15/02/2018

Women, 50m Freestyle

16 - 18 years  
Results

Rank	YB		Time
1. ZUCCOTTI BRENNER, Justine	00	Wic	<b>30.19</b>
2. FROST, Kate	00	Jrhs	<b>32.00</b>
3. ROZON, Sydney	00	Bhs	<b>34.25</b>
4. VELENO, Sara	00	Pchs	<b>34.59</b>
5. SUTHERLAND, Kelly	00	Pchs	<b>34.66</b>
6. LIVINGSTON, Ashley	00	Villa	<b>34.75</b>
7. TERRASI-BRISEBOIS, Alexandra	00	Royal	<b>35.03</b>
8. PACE, Mia	00	Rivhs	<b>36.93</b>
9. KALIN, Hannah	00	Traf	<b>37.40</b>

[<< TOP >>](#)

Event 18  
15/02/2018

Boys, 50m Freestyle

16 - 18 years  
Results

Rank		YB		Time
1.	BOUDREAU, Kris	00	Jrhs	<b>25.21</b>
2.	SMITH, Jonah	00	Loy	<b>25.81</b>
3.	ZHAN, Jiaming	00	Laurn	<b>27.18</b>
4.	BRINTON, Nicola	00	Rosemount High School	<b>27.56</b>
5.	ADAMS, Justin	01	Cpi	<b>27.65</b>
6.	BARSALOU, Gregory	00	Pchs	<b>28.09</b>
7.	NOWAKOWSKI, Adam	00	Loy	<b>28.19</b>
8.	SZEKULA, Jacob	00	Jrhs	<b>28.97</b>
9.	HORNER, Benjamin	00	Jrhs	<b>29.34</b>
10.	RIVEST, Lucas	00	La	<b>29.43</b>
11.	ROWAT, Evan	00	La	<b>30.25</b>
12.	MURCH, Donovan	00	La	<b>30.58</b>
13.	THOMPSON, Colsen	00	Wwhs	<b>31.12</b>
14.	MAGLIOCCO, James	00	Pchs	<b>31.99</b>
15.	YANG, Yanfei	00	Laurn	<b>32.19</b>
16.	CHEN, Bai Chao	00	Csa	<b>34.47</b>

[<< TOP >>](#)

Event 19  
15/02/2018

Girls, 4 x 50m Medley

11 - 13 years  
Results

Rank				Time
1.	Jrhs 1		Jrhs	<b>2:22.13</b>
	BOUDREAU, Kate	04	JACK, Zoe	04
	BUCHE, Jackie	04	STANOJLOVIC, Kaitlyn	04
2.	Wwhs 1		Wwhs	<b>2:50.63</b>
	COUVRETTE-TODD, Tessa	04	RIKLEY-KRINDLE, Jamie	04
	MATTSON, Linnea	04	SHEEHAN, Kaley	04
3.	Study 1		Study	<b>2:59.19</b>
	KARIM, Mariam	04	XU, Jennifer	04
	SHI, Cherry	04	YANG, Alicia	04
DSQ	Wic 1		Wic	
	GAGE, Kyla	04	LAGDEN, Theo	04
	GUAY, Olivia	04	MCGOWN, Kira	04

[<< TOP >>](#)

Event 20  
15/02/2018

Boys, 4 x 50m Medley

11 - 13 years  
Results

Rank				Time
1.	Jrhs 1		Jrhs	<b>2:14.62</b>
	LATIMER, Thomas	04	NARDUCCI, David	04
	LEVINE, Michael	04	RASCHOWAN, William	04
2.	Bhs 1		Bhs	<b>2:21.16</b>
	ANGELOW, Kevin	04	SOUSA- AVELAR, Matheus	04
	BARECKI, Cameron	04	ZWIRK, Tyler	04
3.	Wic		Wic	<b>2:42.91</b>
,			,	
,			,	

[<< TOP >>](#)

Event 21  
15/02/2018

Girls, 4 x 50m Medley

14 - 15 years  
Results

Rank				Time
1.	Jrhs 1	Jrhs		<b>2:14.75</b>
	MURPHY, Lauren	02	PAULETTO, Kristen	02
	NICHOLSON, Sam	02	TOWNSEND, Jordan	02
2.	Villa 1	Villa		<b>2:30.75</b>
	ALLAIRE, Flavie	02	MERKLEIN, Emilie	02
	CYRENNE, Bianca	02	REDMOND, Chloe	02
3.	Study 1	Study		<b>2:37.50</b>
	BURGARD, Orlaith	02	SEIRAFI, Tara	02
	GORDON, Ana	02	GUALTIERI, Isabella	04
4.	Shsm 1	Shsm		<b>2:41.20</b>
	BLAKE, Shannon	02	ROWE, Ava	04
	GARCIA, Emma	04	DI LULLO, Yasmina	04
5.	Wic 1	Wic		<b>3:01.66</b>
	DRIZOS, Markella	02	LAWSON, Mackenzie	02
	GHANEM, Claire	02	SAATI, Cassandra	02

[<< TOP >>](#)

Event 22 Boys, 4 x 50m Medley 14 - 15 years  
15/02/2018 Results

Rank				Time
1.	Jrhs 1	Jrhs		<b>2:05.76</b>
	MAILLOUX, Jackson	02	MCKAY, Caleb	03
	MCDUGALL-VICK, Carson	03	PAPP, Oliver	03
2.	Bhs 1	Bhs		<b>2:09.19</b>
	GODDARD, Cole	02	TAYLOR, Andrew	02
	KUZAK, Zack	02	ZWIRZ, Carter	02
3.	Wic 1	Wic		<b>2:14.12</b>
	ADORENTI, Vincent	02	JAZVAC, Edwin	02
	DEVEAU, Gregor	02	MCGOWN, Kyle	02
4.	Rosemount High School 1	Rosemount High School		<b>2:15.96</b>
	AMARAL, Brandon	02	MALAKA, Kaelan	02
	AMARAL, Damian	02	MALAKA, Thorin	04
5.	Loy 1	Loy		<b>2:18.13</b>
	BEDIRIAN, John	02	WIGHT, Stephen	02
	WIGHT, Greg	02	ROBERTSON, Connor	04

[<< TOP >>](#)

Event 23 Women, 4 x 50m Medley 16 - 18 years  
15/02/2018 Results

Rank				Time
1.	Pchs 1	Pchs		<b>2:37.77</b>
	BOHNS, Miranda	00	TISEO, Victoria	00
	BISHOP, Zoe	00	BARSALOU, Stella	02

[<< TOP >>](#)

Event 24 Boys, 4 x 50m Medley 16 - 18 years  
15/02/2018 Results

Rank				Time
1.	Loy 1	Loy		<b>2:09.81</b>
	BUREAR, Andrew	00	STONE-BARNEY, William	00
	SMITH, Jonah	00	TAKACSY, Nicholas	00
2.	Jrhs 1	Jrhs		<b>2:10.38</b>
	BOUDREAU, Kris	00	DOSKAS, Nick	00

CUSSON, Seth	00	SZEKULA, Jacob	00
3. La 1		La	<b>2:24.75</b>
DECKER, Kyle	00	RIVEST, Lucas	00
MEYER, Drake	00	ROWAT, Evan	00
4. Pchs 1		Pchs	<b>2:39.22</b>
MAGLIOCCO, James	00	STANLEY, Dyaln	00
WAGLAND, Aidan	00	DELORME, Chance	00

[<< TOP >>](#)

Event 25  
15/02/2018

Girls, 100m Medley

11 - 13 years  
Results

Rank	YB		Time	50m	100m
1.	04	Jrhs	<b>1:10.02</b>		
2.	04	Macd	<b>1:10.32</b>		
3.	04	Csa	<b>1:18.59</b>		
4.	04	Jrhs	<b>1:20.38</b>		
5.	04	Stt	<b>1:24.49</b>		
6.	04	Traf	<b>1:25.22</b>		
7.	04	Stg	<b>1:26.22</b>		
8.	04	Wwhs	<b>1:27.16</b>		
9.	04	Bhs	<b>1:27.59</b>		
10.	04	Pchs	<b>1:31.06</b>		
11.	04	Stt	<b>1:34.28</b>		
12.	04	Traf	<b>1:36.04</b>		
13.	04	La	<b>1:36.25</b>		
14.	04	Bhs	<b>1:36.43</b>		
15.	04	Jrhs	<b>1:36.56</b>		
16.	04	Wwhs	<b>1:38.61</b>		
17.	04	Stt	<b>1:39.69</b>		
DSQ	04	Bhs			

[<< TOP >>](#)

Event 26  
15/02/2018

Boys, 100m Medley

11 - 13 years  
Results

Rank	YB		Time	50m	100m
1.	04	Loy	<b>1:08.78</b>		
2.	04	Jrhs	<b>1:10.19</b>		
3.	04	Csa	<b>1:10.78</b>		
4.	04	Royal	<b>1:12.47</b>		
5.	04	Bhs	<b>1:12.75</b>		
6.	04	Wic	<b>1:13.12</b>		
7.	04	Bhs	<b>1:13.28</b>		
8.	04	Jrhs	<b>1:14.33</b>		
9.	04	Stg	<b>1:19.16</b>		
10.	04	Csa	<b>1:19.31</b>		
11.	04	Bhs	<b>1:19.35</b>		
12.	04	Vmc	<b>1:20.84</b>		
13.	04	Jrhs	<b>1:23.25</b>		
14.	04	Wic	<b>1:23.62</b>		
15.	04	Rivhs	<b>1:25.74</b>		
16.	04	Villa	<b>1:26.37</b>		
17.	04	Wic	<b>1:28.67</b>		
18.	04	Royal	<b>1:29.09</b>		
19.	04	Kells	<b>1:39.28</b>		

[<< TOP >>](#)Event 27  
15/02/2018

Girls, 100m Medley

14 - 15 years  
Results

---

Rank	YB		Time	50m	100m
1.	02	Jrhs	<b>1:12.75</b>		
2.	02	Jrhs	<b>1:14.22</b>		
3.	02	Villa	<b>1:14.62</b>		
4.	02	Lbp	<b>1:16.06</b>		
5.	02	Jrhs	<b>1:17.84</b>		
6.	02	Stt	<b>1:21.37</b>		
7.	02	Villa	<b>1:23.04</b>		
8.	02	Stt	<b>1:23.53</b>		
9.	02	Study	<b>1:28.15</b>		
10.	02	Villa	<b>1:29.06</b>		
11.	02	Shsm	<b>1:30.25</b>		
12.	02	Macd	<b>1:30.81</b>		
13.	02	Stt	<b>1:32.18</b>		

[<< TOP >>](#)Event 28  
15/02/2018

Boys, 100m Medley

14 - 15 years  
Results

---

Rank	YB		Time	50m	100m
1.	02	Rosemount High School	<b>1:06.75</b>		
2.	02	Csa	<b>1:06.78</b>		
3.	03	Jrhs	<b>1:07.69</b>		
4.	02	Wic	<b>1:07.84</b>		
5.	02	Royal	<b>1:07.93</b>		
6.	02	Wwhs	<b>1:13.70</b>		
7.	02	Jrhs	<b>1:15.03</b>		
8.	02	Loy	<b>1:18.34</b>		

[<< TOP >>](#)Event 29  
15/02/2018

Women, 100m Medley

16 - 18 years  
Results

---

Rank	YB		Time	50m	100m
1.	00	Wic	<b>1:18.13</b>		
2.	00	Jrhs	<b>1:18.92</b>		
3.	00	Pchs	<b>1:19.91</b>		
4.	00	Wwhs	<b>1:20.41</b>		
5.	00	Bhs	<b>1:26.72</b>		
6.	00	Pchs	<b>1:27.00</b>		
7.	00	Pchs	<b>1:30.00</b>		
8.	00	Royal	<b>1:30.55</b>		

[<< TOP >>](#)Event 30  
15/02/2018

Boys, 100m Medley

16 - 18 years  
Results

---

Rank	YB		Time	50m	100m
1.	00	Loy	<b>1:07.06</b>		
2.	01	Cpi	<b>1:09.37</b>		
3.	00	Jrhs	<b>1:18.97</b>		

4. MEYER, Drake	00	La	<b>1:19.25</b>
5. BARSALOU, Gregory	00	Pchs	<b>1:19.41</b>
6. THOMPSON, Mathieu	00	La	<b>1:31.97</b>

[<< TOP >>](#)

Event 31  
15/02/2018

Girls, 50m Backstroke

11 - 13 years  
Results

Rank		YB		Time
1.	BUCHE, Jackie	04	Jrhs	<b>31.54</b>
2.	ROBERTSON, Maggie	04	Stt	<b>32.51</b>
3.	GAGE, Kyla	04	Wic	<b>32.84</b>
4.	STANOJLOVIC, Kaitlyn	04	Jrhs	<b>35.41</b>
5.	ERCOLI, Cassandra	04	Stt	<b>37.44</b>
6.	LAN-BAXTER, Jovanna	04	Bhs	<b>38.63</b>
7.	DI LULLO, Yasmina	04	Shsm	<b>38.81</b>
8.	COUVRETTE-TODD, Tessa	04	Wwhs	<b>39.41</b>
9.	WILLIAMSON, Claire	04	Stt	<b>40.47</b>
10.	CHRISTODOULOPOULOS, Paraskevi	04	Rivhs	<b>41.34</b>
11.	MATTSON, Linnea	04	Wwhs	<b>41.44</b>
12.	POIRIER, Lauren	04	Lphs	<b>41.88</b>
	GILL, Tessa	04	Villa	<b>41.88</b>
14.	TSIKOS, Ce'Nedra	04	Pchs	<b>42.01</b>
15.	CALVILLO, Athena	04	Villa	<b>42.31</b>
16.	GODDARD, Taylor	04	Bhs	<b>42.32</b>
17.	GODDARD, Paige	04	Bhs	<b>42.72</b>
18.	SHI, Cherry	04	Study	<b>42.78</b>
19.	FISHER, Olivia	04	Lphs	<b>45.40</b>
20.	YANG, Alicia	04	Study	<b>46.47</b>
21.	NGANDU, Daniella	04	Villa	<b>46.63</b>
22.	XU, Jennifer	04	Study	<b>46.72</b>
DSQ	GUAY, Olivia	04	Wic	<b>48.87</b>

[<< TOP >>](#)

Event 32  
15/02/2018

Boys, 50m Backstroke

11 - 13 years  
Results

Rank		YB		Time
1.	LEVINE, Michael	04	Jrhs	<b>32.73</b>
2.	RASCHOWAN, William	04	Jrhs	<b>34.16</b>
3.	TREMBLAY, Brandon	04	Vmc	<b>34.78</b>
4.	MACDONALD, Nolan	04	Wic	<b>38.50</b>
5.	DEVEAU, Marek	04	Wic	<b>39.41</b>
6.	HANNAH, Sacha	04	Rivhs	<b>39.74</b>
7.	BARECKI, Cameron	04	Bhs	<b>39.78</b>
8.	TAYLOR, Nicholas	04	Bhs	<b>40.12</b>
9.	VOUNASIS, Yianni	04	Wic	<b>42.90</b>
10.	HWANG, Sukhee	04	Villa	<b>42.97</b>
11.	MILONCINI, Damiano	04	Villa	<b>45.75</b>
12.	MCCLINTOCK, William	04	Macd	<b>51.73</b>

[<< TOP >>](#)

Event 33  
15/02/2018

Girls, 50m Backstroke

14 - 15 years  
Results

Rank		YB		Time
1.	FROST, Megan	02	Jrhs	<b>34.19</b>
2.	FROST, Natasha	02	Jrhs	<b>34.74</b>
3.	NICHOLSON, Sam	02	Jrhs	<b>35.00</b>
4.	BARSALOU, Stella	02	Pchs	<b>37.50</b>
5.	MERKLEIN, Emilie	02	Villa	<b>37.59</b>
6.	GORDON, Ana	02	Study	<b>38.71</b>
7.	RICHER, Kiva	02	Royal	<b>40.63</b>
8.	MAYOL, Ophelie	02	Villa	<b>42.10</b>
9.	DRIZOS, Markella	02	Wic	<b>43.19</b>
10.	BLAKE, Shannon	02	Shsm	<b>43.25</b>
11.	BREDER, Tahlra	02	Stt	<b>43.88</b>
12.	GARON, Anna	02	Shsm	<b>44.88</b>

[<< TOP >>](#)

Event 34 Boys, 50m Backstroke 14 - 15 years  
15/02/2018 Results

---

Rank		YB		Time
1.	KUZAK, Zack	02	Bhs	<b>29.94</b>
2.	MCLEOD, Lorne	02	Royal	<b>31.06</b>
3.	MCDUGALL-VICK, Carson	03	Jrhs	<b>31.47</b>
4.	DEVEAU, Gregor	02	Wic	<b>31.63</b>
5.	GAGNON, Vincent	02	Csa	<b>32.32</b>
6.	AMARAL, Damian	02	Rosemount High School	<b>32.84</b>
7.	ADORENTI, Vincent	02	Wic	<b>33.56</b>
8.	CIALOWICZ, Mateusz	02	Csa	<b>33.87</b>
9.	BEDIRIAN, John	02	Loy	<b>34.56</b>
10.	PAPP, Oliver	03	Jrhs	<b>35.88</b>
11.	VUONG, Mathis	02	Csa	<b>36.25</b>
12.	VILLEGAS-PASCO, Joseph	02	Lmac	<b>40.81</b>
13.	JAZVAC, Edwin	02	Wic	<b>44.22</b>

[<< TOP >>](#)

Event 35 Women, 50m Backstroke 16 - 18 years  
15/02/2018 Results

---

Rank		YB		Time
1.	FROST, Kate	00	Jrhs	<b>36.22</b>
2.	TELLERIA, Isabel	00	Wwhs	<b>37.47</b>
3.	VELENO, Sara	00	Pchs	<b>39.35</b>
4.	TERRASI-BRISEBOIS, Alexandra	00	Royal	<b>43.01</b>

[<< TOP >>](#)

Event 36 Boys, 50m Backstroke 16 - 18 years  
15/02/2018 Results

---

Rank		YB		Time
1.	SMITH, Jonah	00	Loy	<b>29.88</b>
2.	TAKACSY, Nicholas	00	Loy	<b>32.43</b>
3.	CROCHETIERE, Keith	00	Pchs	<b>33.12</b>
4.	BUREAR, Andrew	00	Loy	<b>34.67</b>
5.	ZHAN, Jiaming	00	Laurin	<b>34.91</b>
6.	RIVEST, Lucas	00	La	<b>35.50</b>
7.	MANSOUR, Adam	00	Jrhs	<b>39.20</b>



8. MURCH, Donovan

00 La

41.15

[<< TOP >>](#)Event 37  
15/02/2018

Girls, 50m Breaststroke

11 - 13 years  
Results

Rank	YB	Time
1. BALL, Alyssa	04 Macd	<b>36.91</b>
2. ERCOLI, Cassandra	04 Stt	<b>39.25</b>
3. FISHER, Olivia	04 Lphs	<b>42.19</b>
4. ESPOSITO, Isabella	04 Bhs	<b>43.78</b>
5. CSILLAG, Olivia	04 Bhs	<b>43.84</b>
6. MCGEE, Jaymie	04 Jrhs	<b>43.90</b>
7. MATTSON, Linnea	04 Wwhs	<b>44.59</b>
8. ASSI, Lyna	04 La	<b>44.93</b>
9. MANSOUR, Leila	04 Stt	<b>45.15</b>
10. LECLERC, Tiffany	04 Stt	<b>45.47</b>
11. GUAY, Olivia	04 Wic	<b>45.60</b>
12. NADEAU, Christine	04 Pchs	<b>45.96</b>
13. MARTIN, Caterina	04 Royal	<b>47.50</b>
14. GARCIA, Emma	04 Wwhs	<b>49.13</b>
15. WOOD, Olivia	04 Traf	<b>49.97</b>
16. RAMOS, Danica	04 Royal	<b>50.41</b>
17. SEBASTIEN, Rachel	04 Villa	<b>51.22</b>
18. YANG, Alicia	04 Study	<b>53.24</b>
DSQ BEAUCAGE, Rachel	04 Jrhs	

[<< TOP >>](#)Event 38  
15/02/2018

Boys, 50m Breaststroke

11 - 13 years  
Results

Rank	YB	Time
1. NARDUCCI, David	04 Jrhs	<b>35.50</b>
2. ZHAO, Zheng Yong	04 Csa	<b>35.78</b>
3. OMIELAN, Glen	04 Royal	<b>35.85</b>
4. LEVINE, Michael	04 Jrhs	<b>36.34</b>
5. GILLIES, Adam	04 Wic	<b>38.10</b>
6. RASCHOWAN, William	04 Jrhs	<b>39.43</b>
7. SOUSA- AVELAR, Matheus	04 Bhs	<b>40.15</b>
8. FARKAS, Rudiger	04 Wwhs	<b>41.09</b>
9. DEVEAU, Marek	04 Wic	<b>42.06</b>
10. LU, Yveran	04 Royal	<b>44.50</b>
11. ADORANTI, William	04 Wic	<b>44.88</b>
12. AUDET, William	04 Csa	<b>46.54</b>
13. NGUYEN, Tk	04 Kells	<b>46.81</b>
14. KLOUSSEH, Edem	04 Kells	<b>46.91</b>
15. CABANA, Kieran	04 Macd	<b>47.65</b>
16. TAYLOR, Nicholas	04 Bhs	<b>48.55</b>
17. MARCOUX-BOUCHARD, Gabriel	04 Csa	<b>49.69</b>
18. PALMER NICHOLAS,	04 Kells	<b>49.73</b>

[<< TOP >>](#)Event 39  
15/02/2018

Girls, 50m Breaststroke

14 - 15 years  
Results

Rank		YB		Time
1.	SASTRON-NAVARRETE, Amaya	02	Lcc	<b>36.38</b>
2.	PAULETTO, Kristen	02	Jrhs	<b>37.20</b>
3.	BRATHWAITE, Laurena	02	Jrhs	<b>38.78</b>
4.	AUDET, Penelope	02	Csa	<b>40.97</b>
5.	DANIALE, Julia	02	Stt	<b>41.12</b>
6.	MONTGOMERY, Shannon	02	Jrhs	<b>41.68</b>
7.	PANACCIONE, Melisa	02	Lphs	<b>41.91</b>
8.	BARBIERI, Olivia	02	Villa	<b>43.47</b>
9.	BURGARD, Orlaith	02	Study	<b>44.47</b>
10.	CHEVRIER, Maria	02	Stt	<b>45.21</b>
11.	MARCOUX-BOUCHARD, Sarah	02	Csa	<b>45.97</b>
12.	LEMAY, Audrey-Jade	02	Villa	<b>46.00</b>
13.	CAZA-OETTEL, Lea	02	Villa	<b>46.28</b>
14.	PANACCIONE, Sonya	02	Lphs	<b>46.91</b>
15.	CSILLAG, Sydney	02	Macd	<b>47.16</b>
16.	SEIRAFI, Tara	02	Study	<b>50.23</b>

[<< TOP >>](#)

Event 40  
15/02/2018

Boys, 50m Breaststroke

14 - 15 years  
Results

Rank		YB		Time
1.	DEVEAU, Gregor	02	Wic	<b>33.50</b>
2.	MCKAY, Caleb	03	Jrhs	<b>34.53</b>
3.	EVORA BONILLA, Jeremy	02	Lmac	<b>35.07</b>
4.	MCCRACKEN, Nicholas	02	Wwhs	<b>35.38</b>
5.	VISAN, Vlad	02	Stt	<b>36.00</b>
6.	TAYLOR, Andrew	02	Bhs	<b>37.18</b>
7.	BEDIRIAN, John	02	Loy	<b>37.43</b>
8.	VUONG, Mathis	02	Csa	<b>37.61</b>
9.	FARKAS, Malcolm	02	Jrhs	<b>38.81</b>
10.	MALAKA, Kaelan	02	Rosemount High School	<b>38.90</b>
11.	PAPP, Oliver	03	Jrhs	<b>39.09</b>
12.	BATAH, Jeremy	02	Stt	<b>39.22</b>
	TELLERIA, Gabriel	03	Wwhs	<b>39.22</b>
14.	PRESSER, Chaz	03	Bial	<b>39.85</b>
15.	HOLT, Malcolm	02	La	<b>39.90</b>
16.	UNRUH, Austin	02	Kells	<b>40.73</b>
17.	FLANAGAN, Aidan	02	Stt	<b>43.44</b>
18.	ARSLAN, Mert	02	Kells	<b>43.63</b>
19.	ABITOL, Noam	02	Csa	<b>43.87</b>
20.	MUNOZ, Kevin	02	Kells	<b>48.31</b>

[<< TOP >>](#)

Event 41  
15/02/2018

Women, 50m Breaststroke

16 - 18 years  
Results

Rank		YB		Time
1.	TELLERIA, Isabel	00	Wwhs	<b>41.53</b>
2.	VRENTAS, Julia	00	Villa	<b>42.22</b>
3.	COFFIN, Maggie	00	Macd	<b>44.50</b>
4.	SUTHERLAND, Kelly	00	Pchs	<b>45.25</b>
5.	BISHOP, Zoe	00	Pchs	<b>46.30</b>
6.	LIVINGSTON, Ashley	00	Villa	<b>46.94</b>
7.	VACANTE, Maya	00	Jrhs	<b>49.45</b>

[<< TOP >>](#)Event 42  
15/02/2018

Boys, 50m Breaststroke

16 - 18 years  
Results

Rank		YB		Time
1.	BOUDREAU, Kris	00	Jrhs	<b>33.18</b>
2.	BRINTON, Nicola	00	Rosemount High School	<b>34.60</b>
3.	ZHAN, Jiaming	00	Laurn	<b>35.41</b>
4.	NOWAKOWSKI, Adam	00	Loy	<b>35.63</b>
5.	SZEKULA, Jacob	00	Jrhs	<b>36.28</b>
6.	MONTGOMERY, Cooper	00	Jrhs	<b>39.47</b>
7.	DI LULLO, Lucca	00	Loy	<b>39.65</b>
8.	BARSALOU, Gregory	00	Pchs	<b>40.28</b>
9.	MAGLIOCCO, James	00	Pchs	<b>41.21</b>

[<< TOP >>](#)Event 43  
15/02/2018

Girls, 4 x 50m Freestyle

11 - 13 years  
Results

Rank				Time
1.	Stt 1		Stt	<b>2:04.72</b>
	ERCOLI, Cassandra	04	ROBERTSON, Maggie	04
	MA, Joyanne	04	WILLIAMSON, Claire	04
2.	Bhs 1		Bhs	<b>2:14.78</b>
	CSILLAG, Olivia	04	GODDARD, Paige	04
	ESPOSITO, Isabella	04	GODDARD, Taylor	04
3.	Villa 1		Villa	<b>2:21.15</b>
	CALVILLO, Athena	04	LEMAY, Lauranne	04
	GILL, Tessa	04	NGANDU, Daniella	04
4.	Study 1		Study	<b>2:26.47</b>
	GUALTIERI, Isabella	04	XU, Jennifer	04
	SHI, Cherry	04	YANG, Alicia	04

[<< TOP >>](#)Event 44  
15/02/2018

Boys, 4 x 50m Freestyle

11 - 13 years  
Results

Rank				Time
1.	Csa 1		Csa	<b>2:09.06</b>
	AUDET, William	04	MARCOUX-BOUCHARD,	04
	HALDE, Julien	04	Gabriel	04
			ZHAO, Zheng Yong	
2.	Wic		Wic	<b>2:09.19</b>
	,		,	
	,		,	
3.	Vmc 1		Vmc	<b>2:28.90</b>
	TREMBLAY, Brandon	04	PISANO, Matteo	04
	CIARAVELLA, Giocchino	04	MOREHOUSE, Adriano	04
4.	Kells 1		Kells	<b>2:42.23</b>
	LE, Hai Minh	04	NGUYEN, Tk	04
	KLOUSSEH, Edem	04	PALMER NICHOLAS,	04
DSQ	Pchs		Pchs	
	,		,	
	,		,	

[<< TOP >>](#)

Event 45

Girls, 4 x 50m Freestyle

14 - 15 years

Rank				Time
1.	Jrhs 1	Jrhs		<b>2:02.25</b>
	FROST, Megan	02	LABELLE, Kaitlyn	02
	FROST, Natasha	02	MONTGOMERY, Shannon	02
2.	Villa 1	Villa		<b>2:11.52</b>
	ALLAIRE, Flavie	02	CYRENNE, Bianca	02
	BARBIERI, Olivia	02	REDMOND, Chloe	02
3.	Csa	Csa		<b>2:12.39</b>
	,	,	,	
4.	Lphs 1	Lphs		<b>2:18.69</b>
	MARTYNIUK, Nadia	02	PANACCIONE, Sonya	02
	PANACCIONE, Melisa	02	FISHER, Olivia	04
5.	Shsm 1	Shsm		<b>2:23.13</b>
	BLAKE, Shannon	02	ROWE, Ava	04
	GARON, Anna	02	DI LULLO, Yasmina	04
6.	Study	Study		<b>2:30.15</b>
	,	,	,	
DSQ	Stt 1	Stt		
	BUDD, Marin	02	DELGROSSO, Toni	02
	DANIALE, Julia	02	PELLETIER, Jolie	02

[<< TOP >>](#)

Event 46 Boys, 4 x 50m Freestyle 14 - 15 years  
15/02/2018 Results

Rank				Time
1.	Csa 1	Csa		<b>1:54.94</b>
	ABITOL, Noam	02	GAGNON, Vincent	02
	CIALOWICZ, Mateusz	02	VUONG, Mathis	02
2.	Rosemount High School 1	Rosemount High School		<b>1:59.60</b>
	AMARAL, Brandon	02	MALAKA, Kaelan	02
	AMARAL, Damian	02	MALAKA, Thorin	04
3.	Stt 1	Stt		<b>2:08.42</b>
	BATAH, Jeremy	02	FLANAGAN, Aidan	02
	DELLA ROCCA, Gabriel	02	LECLERC, Christopher	02
4.	Wwhs	Wwhs		<b>2:10.23</b>
	,	,	,	
	,	,	,	

[<< TOP >>](#)

Event 47 Women, 4 x 50m Freestyle 16 - 18 years  
15/02/2018 Results

Rank				Time
1.	Pchs 1	Pchs		<b>2:23.38</b>
	VELENO, Sara	00	SUTHERLAND, Kelly	00
	TISEO, Victoria	00	PARRY, Kristine	00
2.	Wic 1	Wic		<b>2:25.19</b>
	SHULKIN, Sydney	00	DRIZOS, Markella	02
	ZUCCOTTI BRENNER, Justine	00	PUGSLEY, Laura	02
3.	Villa 1	Villa		<b>2:25.50</b>
	CAZA-OETTEL, Lea	02	MAYOL, Ophelie	02
	LIVINGSTON, Ashley	00	VRENTAS, Julia	00

---

Rank				Time
1.	Loy		Loy	<b>1:50.12</b>
	,		,	
	,		,	
2.	Jrhs 1		Jrhs	<b>1:53.69</b>
	HORNER, Benjamin	00	MONTGOMERY, Cooper	00
	MANSOUR, Adam	00	SZEKULA, Jacob	00
3.	La 1		La	<b>2:03.63</b>
	MURCH, Donovan	00	THOMPSON, Mathieu	00
	ROWAT, Evan	00	HOLT, Malcolm	02
4.	Pchs 1		Pchs	<b>2:03.94</b>
	CROCHETIERE, Keith	00	MAGLIOCCO, James	00
	BARSALOU, Gregory	00	WAGLAND, Aidan	00

GMAA Swimming Championships - Thursday, February 15th, 2018  
Cote-St-Luc, 15/2/2018

GMAA Team Points

All Events

Girls, 11 - 13 years

		Men	Women	All
1.Jrhs	JRHS	-	51	51
2.Stt	STT	-	33	33
3.Macd	MACD	-	17	17
4.Wic	WIC	-	16	16
5.Bhs	BHS	-	14	14
6.Csa	CSA	-	9	9
7.Study	STUDY	-	8	8
8.Villa	VILLA	-	6	6
9.Wwhs	WWHS	-	5	5
10.Lphs	LPHS	-	4	4
11.Shsm	SHSM	-	3	3
12. Traf	TRAF	-	1	1

Boys, 11 - 13 years

		Men	Women	All
1.Jrhs	JRHS	51	-	51
2.Wic	WIC	24	-	24
3.Csa	CSA	21	-	21
4.Loy	LOY	19	-	19
Bhs	BHS	19	-	19
6.Royal	ROYAL	14	-	14
7.Vmc	VMC	8	-	8
8.Stg	STG	3	-	3
Villa	VILLA	3	-	3
Kells	KELLS	3	-	3
11.Wwhs	WWHS	1	-	1
Rivhs	RIVHS	1	-	1

Girls, 14 - 15 years

		Men	Women	All
1.Jrhs	JRHS	-	85	85
2.Lcc	LCC	-	21	21
Villa	VILLA	-	21	21
4.Pchs	PCHS	-	10	10
5.Csa	CSA	-	8	8
6.Stt	STT	-	7	7
Lbp	LBP	-	7	7
8.Study	STUDY	-	6	6
9.Shsm	SHSM	-	5	5
10.Lphs	LPHS	-	3	3
11. Wic	WIC	-	2	2

Boys, 14 - 15 years

		Men	Women	All
1.Jrhs	JRHS	31	-	31
2.Rosemount High School	RHS	27	-	27
3.Bhs	BHS	26	-	26
4.Wic	WIC	23	-	23

5.Csa	CSA	22	-	22
6.Royal	ROYAL	14	-	14
7.Stt	STT	13	-	13
8.Wwhs	WWHS	8	-	8
9.Lmac	LMAC	6	-	6
10. Loy	LOY	2	-	2

Women, 16 - 18 years

		Men	Women	All
1.Pchs	PCHS	-	53	53
2.Wic	WIC	-	26	26
3.Jrhs	JRHS	-	17	17
4.Wwhs	WWHS	-	15	15
5.Villa	VILLA	-	14	14
6.Bhs	BHS	-	11	11
7.Macd	MACD	-	8	8
8.Traf	TRAF	-	5	5
9.Royal	ROYAL	-	3	3

Boys, 16 - 18 years

		Men	Women	All
1.Loy	LOY	64	-	64
2.Jrhs	JRHS	36	-	36
3.Pchs	PCHS	20	-	20
4.La	LA	14	-	14
5.Rosemount High School	RHS	13	-	13
6.Cpi	CPI	11	-	11
7.Laurn	LAURN	10	-	10
8. Stt	STT	2	-	2

**Curling Playoffs 2018** Red- Tentative Black - Confirmed

Quarter Final	Semi Final	Final	Champions
<b>4th- WHS (Home) - 3</b>  Wednesday, February 7th - 3:30pm at Montreal West Curling Club	<b>1st - EMCS (Home) - 4</b>  Monday February 19th - 3:45pm at Glenmore Curling Club <b>WHS - 0</b>	<b>EMCS - 1</b>  Monday February 26th - 3:45pm at Glenmore Curling Club	<b>Westwood High School</b> MVP: Allison Rusenstrom - WWHS
<b>5th - ROYAL - 1</b>	<b>SELW - 0</b>  Monday February 12th at Whitlock Golf & Curling Club		
<b>3rd - SELW ( Home) - 4</b>  Tuesday, February 6th - 2:00pm at Royal Montreal Curling Club	<b>2nd - WWHS (Home) - 4</b>	<b>WWHS - 3</b>	
<b>6th - CENT - 0</b>			



**G.M.A.A. Curling Standings - 2017-18****1-Feb-18**  
**8:38:23 AM**

<b>School</b>	<b>Games</b>	<b>Win</b>	<b>Loss</b>	<b>Tie</b>	<b>Points</b>
<b>Juvenile "1A"</b>					
Emmanuel Christian School	10	7	1	2	<b>16</b>
Westwood High School	10	6	4	0	<b>12</b>
Selwyn House School	10	4	3	3	<b>11</b>
Westmount High School	10	5	5	0	<b>10</b>
Royal West Academy	10	4	5	1	<b>9</b>
Centennial Academy	10	1	9	0	<b>2</b>
	30				

# Girls Indoor Track & Field Meet 2018

Monday, February 12, 2018

Centre Claude Robillard

12/02/2018 - 12/02/2018

## Meet Scores

---

FEMALE INDIVIDUAL Age Group 11 - 13		
1	STARR, MADELINE	ST. THOMAS HS 28.000
2	JEAN-MARIE, CARMELITE	HOWARD S BILLINGS HS 22.000
3	STONOJLOVIC, KAITLYN	JOHN RENNIE HS 19.000
3	VEILLEUX, EMMA	HERITAGE REGIONAL HS 19.000
5	KHAIRY, LEIA	ROYAL WEST ACADEMY 18.000
6	BELISLE, MALY	HERITAGE REGIONAL HS 13.000
7	WAIND, SYDNEY	JOHN RENNIE HS 9.500
8	SINGH, JULIA	JOHN RENNIE HS 7.000
8	JENKINS, MAYA	ST. THOMAS HS 7.000
10	GALLI, KATHERINE	VILLA MARIA HS 6.000
11	WEEKES-REID, JADE	MACDONALD HS 5.000
11	DUFOUR, KIANA	VINCENT MASSEY COLLE 5.000
11	DZIEWRIZ, CARLY-ANN	HOWARD S BILLINGS HS 5.000
11	BISHOP, JUSTINA	WESTWOOD HS 5.000
11	ANSATI, DOREEN	HOWARD S BILLINGS HS 5.000
11	LOOPER, JESSICA	ROYAL WEST ACADEMY 5.000
11	SEARS, CAMERON	HOWARD S BILLINGS HS 5.000
18	XENOS, MARIA	ST. THOMAS HS 4.000
18	VON ESCHEN, CLARE	HERITAGE REGIONAL HS 4.000
18	IKIN, OLIVIA	MACDONALD HS 4.000
18	JAMES, SOPHIA	HOWARD S BILLINGS HS 4.000
18	CORNFORD, REGAN	HOWARD S BILLINGS HS 4.000
23	COPELAND-BOSTON, NAIJAH	LASALLE COMMUNITY HS 3.000
23	OSWALD, ERIN	WESTWOOD HS 3.000
23	CRESCENZA, KAYLA	JOHN PAUL 1 HS 3.000
23	GODLEVSKY, EVA	LOWER CANADA COLLEGE 3.000
23	ROBERTSON, MAGGIE	ST. THOMAS HS 3.000
23	TOTEDA, SOPHIA	LAVAL 3.000
23	OSUALA, TIFFANY	LOWER CANADA COLLEGE 3.000
30	TRAN, VIVIAN	JOHN PAUL 1 HS 2.000
30	BEYOR-KAEHLERT, VICTORIA	BEACONSFIELD HS 2.000
30	ALMANZA, MELANIE	ROYAL WEST ACADEMY 2.000
30	COLANGELO, DORA	HOWARD S BILLINGS HS 2.000
30	ALIBERTI, CARLY	HOWARD S BILLINGS HS 2.000
35	ANSORI, SCARLET	JOHN RENNIE HS 1.000

35	POUTCHIAGIAN, ALEXA	VINCENT MASSEY COLLE	1.000
35	NANTEL, CALISTA	HERITAGE REGIONAL HS	1.000
35	FULTON-KENNEDY, CAITLYN	ST. THOMAS HS	1.000
35	ALLARD, MEGAN	WESTWOOD HS	1.000
35	FULTON-KENNEDY, SARAH	ST. THOMAS HS	1.000
35	NARDELLI, EMMA	JOHN PAUL 1 HS	1.000
42	MARTEL, EMMA	HOWARD S BILLINGS HS	.500

FEMALE INDIVIDUAL Age Group 14 - 15

1	MORIELLO, ALEXA	HERITAGE REGIONAL HS	26.000
2	HOFMAN, NATALIE	BEACONSFIELD HS	18.000
3	MCCLAY, JULIA	HERITAGE REGIONAL HS	17.000
4	STAWNYCZY, CLAIRE	LASALLE COMMUNITY HS	16.000
5	TESSIER, MEGANE	HERITAGE REGIONAL HS	15.000
6	BRUNELLE, KIMBERLY	WESTWOOD HS	12.000
7	MASHAAL, SOPHIA	LOWER CANADA COLLEGE	11.000
7	ZARNEY, MIA	HERITAGE REGIONAL HS	11.000
7	REID, BRYANNA	LASALLE COMMUNITY HS	11.000
7	PAGE, JADA	LOWER CANADA COLLEGE	11.000
11	HUGHES, SARA	VILLA MARIA HS	9.000
11	STRICKLAND, ESMEE	BEACONSFIELD HS	9.000
13	BATES, CAILEIGH	ROYAL WEST ACADEMY	7.000
13	BELOIVE, RENEE	LOWER CANADA COLLEGE	7.000
15	OUIMET, ISABELLE	ROYAL WEST ACADEMY	6.000
16	SOUVLOS, VANESSA	LAVAL	5.000
16	BERTRAND, BRYANA	LASALLE COMMUNITY HS	5.000
18	RHODES, EMMA	ROYAL WEST ACADEMY	4.000
18	ROSS, SAMANTHA	WESTWOOD HS	4.000
18	AUJLO, JASMINE	JOHN RENNIE HS	4.000
21	JERONCIC, SOPHIA	ROYAL WEST ACADEMY	3.500
22	DI PODO, ISABELLA	JOHN RENNIE HS	3.000
22	ALLEN, MELISSA	BEACONSFIELD HS	3.000
22	LEUVANO, ISABELLA	VILLA MARIA HS	3.000
22	ERIC, ALEXANDRA	JOHN RENNIE HS	3.000
22	DESIRE, DENYSHA	LAVAL	3.000
27	DIOATI, AMBER	LAVAL	2.000
27	MEDEIROS, ANGELINA	LAVAL	2.000
27	ROZON, KAITLYN	BEACONSFIELD HS	2.000
27	CAVALIERE, LAURA	BEACONSFIELD HS	2.000
27	RADZISZEWSKI, SARAH	BEACONSFIELD HS	2.000
32	SIMARD, AURELIE	HERITAGE REGIONAL HS	1.500
33	KANDIAH, VISALI	LAURIER MACDONALD HS	1.000
33	O'LERY, EMMA	JOHN RENNIE HS	1.000
33	MORRIS, CAROLINE	ROYAL WEST ACADEMY	1.000
33	AUDI, EMMA	LOWER CANADA COLLEGE	1.000

FEMALE INDIVIDUAL Age Group 16 - 18

1	WILLIAMS, CAITLIN	HERITAGE REGIONAL HS	26.000
---	-------------------	----------------------	--------

2	WALKER-BRUCE, ATTIYA	LASALLE COMMUNITY HS	18.000
3	ANASTASOPOULOS, GLORIA	ROYAL WEST ACADEMY	17.000
4	ROBECK, JANE	LOWER CANADA COLLEGE	14.000
4	LEROUX, ZENITH	MACDONALD HS	14.000
4	LOOPER, ALISON	ROYAL WEST ACADEMY	14.000
7	RAMBALLY, CATHERINE	LOWER CANADA COLLEGE	13.000
7	SHOAM, ROMY	ROYAL WEST ACADEMY	13.000
9	LEMIEUX, JADYN	HOWARD S BILLINGS HS	10.000
10	MCCOMBER, KAHAWITHA	KAHNAWAKE SURVIVAL H	9.000
10	COMTOIS, SOPHIE	ROYAL WEST ACADEMY	9.000
12	STEPHENS, THANDIE	BEACONSFIELD HS	7.000
13	CLARKE, JENNIFER	LAVAL	6.000
13	OTASOWIE, EL-HANAH	ROSEMOUNT HS	6.000
13	ROBERTSON, VIVINIQUE	MACDONALD HS	6.000
13	SOSSIN, MIRIAM	ROYAL WEST ACADEMY	6.000
13	TORRES, MAKENZIE	MACDONALD HS	6.000
13	LOTH, JILLIAN	ROYAL WEST ACADEMY	6.000
19	RASSI, ARIANA	WESTWOOD HS	5.000
20	MARCOVECCHIO, NICOLE	ROYAL WEST ACADEMY	4.000
21	BRESSI, EMILY ROSE	LAURIER MACDONALD HS	3.000
21	WEN, SHIRLEY	VINCENT MASSEY COLLE	3.000
21	DESRUISSEAU, SABRINA	HOWARD S BILLINGS HS	3.000
24	LEE, ASIA	BEACONSFIELD HS	2.000
24	CLARKE, SHANNON	LAVAL	2.000
24	HOGAN, REBECCA	HOWARD S BILLINGS HS	2.000
24	TRUBIANO, LEXI	LAURIER MACDONALD HS	2.000

# Girls Indoor Track & Field Meet 2018

Monday, February 12, 2018

Centre Claude Robillard

12/02/2018 - 12/02/2018

## Meet Results

[Ev# 1 GIRLS 11-13 Bantam 60m Da](#)

[Ev# 2 GIRLS 11-13 Bantam 200m R](#)

[Ev# 3 GIRLS 11-13 Bantam 400m R](#)

[Ev# 4 GIRLS 11-13 Bantam 800m R](#)

[Ev# 5 GIRLS 11-13 Bantam 1500m](#)

[Ev# 6 GIRLS 11-13 Bantam 3000m](#)

[Ev# 7 GIRLS 11-13 Bantam 60m Hu](#)

[Ev# 8 GIRLS 11-13 Bantam 4x200m](#)

[Ev# 9 GIRLS 11-13 Bantam High J](#)

[Ev# 10 GIRLS 11-13 Bantam Long J](#)

[Ev# 11 GIRLS 11-13 Bantam Triple](#)

[Ev# 12 GIRLS 11-13 Bantam Shot P](#)

[Ev# 13 GIRLS 14-15 Midget 60m Da](#)

[Ev# 14 GIRLS 14-15 Midget 200m R](#)

[Ev# 15 GIRLS 14-15 Midget 400m R](#)

[Ev# 16 GIRLS 14-15 Midget 800m R](#)

[Ev# 17 GIRLS 14-15 Midget 1500m](#)

[Ev# 18 GIRLS 14-15 Midget 3000m](#)

[Ev# 19 GIRLS 14-15 Midget 60m Hu](#)

[Ev# 20 GIRLS 14-15 Midget 4x200m](#)

[Ev# 21 GIRLS 14-15 Midget High J](#)

[Ev# 22 GIRLS 14-15 Midget Long J](#)

[Ev# 23 GIRLS 14-15 Midget Triple](#)

[Ev# 24 GIRLS 14-15 Midget Shot P](#)

[Ev# 25 GIRLS 16-18 Juvenile 60m](#)

[Ev# 26 GIRLS 16-18 Juvenile 200m](#)

[Ev# 27 GIRLS 16-18 Juvenile 400m](#)

[Ev# 28 GIRLS 16-18 Juvenile 800m](#)

[Ev# 29 GIRLS 16-18 Juvenile 1500](#)

[Ev# 30 GIRLS 16-18 Juvenile 3000](#)

[Ev# 31 GIRLS 16-18 Juvenile 60m](#)

[Ev# 32 GIRLS 16-18 Juvenile 4x20](#)

[Ev# 33 GIRLS 16-18 Juvenile High](#)

[Ev# 34 GIRLS 16-18 Juvenile Long](#)

[Ev# 35 GIRLS 16-18 Juvenile Trip](#)

[Ev# 36 GIRLS 16-18 Juvenile Shot](#)

[\[Top of Page\]](#) [\[Event List\]](#)

### Event 1 GIRLS 11-13 Bantam 60m Dash

#### FINALS

MARK	NAME	TEAM
8.43	1 Carmelite Jean-Marie	HSB
8.75	2 Jade Weekes-Reid	MACD
8.76	3 Maly Belisle	HRHS
8.90	4 Tiffany Osuala	LCC
9.05	5 Victoria Beyor-Kaehlert	BHS
9.11	6 Alexa Poutchiagian	VMC
9.14	7 Calista Nantel	HRHS
9.33	8 Alex Merfu	LCC
9.39	9 Carly Aliberti	HSB
9.47	10 Olivia Ikin	MACD
9.55	11 Jada Singh	JP1

#### PRELIMS

8.80	2	Jade Weekes-Reid	MACD
	Q		
	3	Maly Belisle	HRHS
8.74	Q		
	4	Tiffany Osuala	LCC
8.94	Q		
	5	Carmelite Jean-Marie	HSB
8.68	Q		
	5	Sophia James	HSB
9.07	Q		
	6	Dora Colangelo	HSB
9.65	Q		
	6	Alexa Poutchiagian	VMC
9.22	Q		
	7	Carly Aliberti	HSB
9.32	Q		
	8	Alex Merfu	LCC
9.28	Q		
	8	Jada Scott-Loiseau	MACD
9.62	Q		
	9	Lola Raimbert	ROY
9.59	Q		
	10	Erin Oswald	WWHS
9.54	Q		
	10	Olivia Ikin	MACD
9.33	Q		
	11	Calista Nantel	HRHS
9.24	Q		
	11	Jada Singh	JP1
9.36	Q		
	12	Victoria Beyor-Kaehlert	BHS
9.37	Q		
	13	Kim Delaney	WWHS
9.68			
	13	Iawentase Pinsonneault	KSS
9.72			
	13	Megan Allard	WWHS
9.45			
	14	Kayla Crescenza	JP1
9.46			
	14	Regan Cornford	HSB
9.46			
	16	Rachel Patry	VILL
9.47			
	17	Victoria Palladini	MACD
9.54			
	19	Guya Abou Nader	VILL
9.57			
	22	Shannon Keenan	BHS
9.64			
	24	Kelly Keenan	BHS
9.68			
	26	Sarah Pepin	ROY
9.70			
	27	Eva Godlevsky	LCC
9.71			
	29	Lauren Salo	BHS
9.78			
	30	Alexandra Tsitirides	WWHS
9.82			
	31	Tianna White	JRHS
9.83			

9.83	31	Juliana Cuello	JP1
9.84	33	Evena Salvador	VMC
9.85	34	Azania Odle	KELL
9.87	35	Amelia Zoccolillo	VILL
9.87	35	Kawennitahke Norton	KSS
9.89	37	Lea Teolis	VMC
9.89	37	Naijah Copeland-Boston	LCCH
9.89	37	Kawententie Pisonneault	KSS
9.89	37	Maryane Malone	LAV
9.96	41	Stella Newton	ROY
10.02	42	Yakotahusatat McComber	KSS
10.02	42	Sorena Prott	JRHS
10.07	44	Audrey Jalbert	RHS
10.09	45	Rebeca Romero	RHS
10.15	46	Kayla Cancilla	JP1
10.20	47	Vanessa Salvagio	VMC
10.26	48	Sara Malo-Koch	WWHS
10.28	49	Victoria Berin	WWHS
10.30	50	Dimitra Kapoulis	LAV
10.35	51	Kawennaieson McGregor	KSS
10.36	52	Jenna Boisvenue	LCCH
10.40	53	Katerina Haines	BHS
10.45	54	Vanessa Bono	MACD
10.51	55	Olivia Hayman	HSB
10.64	56	Sophia Gullotto	LCCH
10.64	56	Emiliana Carathansis	STT
10.83	58	Maya Schmidt	ROY
10.90	59	Chloe Micheau	STT
10.94	60	Megan Wolowicz	MACD
11.01	61	Olivia Caruso	JP1
11.02	62	Monteserrat Rodriguez	STT
11.06	63	Reema El Tanouchi	VMC

11.28	64	Lara Bucci	LCCH
11.46	65	Amy Nguyen	JP1

[\[Top of Page\]](#)   [\[Event List\]](#)

---

Event 2 GIRLS 11-13 Bantam 200m Run

MARK		NAME	TEAM
	1	Madeline Starr	STT
28.19	2	Maly Belisle	HRHS
29.53	3	Leia Khairy	ROY
29.55	4	Kiana Dufour	VMC
30.30	5	Carly-Ann Dziejwiz	HSB
30.78	6	Calista Nantel	HRHS
30.83	7	Alexa Poutchiagian	VMC
30.86	8	Rachel Patry	VILL
31.26	9	Alex Merfu	LCC
31.36	10	Maggie Robertson	STT
31.48	11	Olivia Ikin	MACD
31.49	12	Victoria Beyor-Kaehlert	BHS
31.96	13	Jada Scott-Loiseau	MACD
32.16	14	Victoria Palladini	MACD
32.20	15	Julia Singh	JRHS
32.31	16	Regan Cornford	HSB
32.42	17	Caitlyn Fulton-Kennedy	STT
32.52	18	Lea Teolis	VMC
33.17	19	Doreen Ansati	HSB
33.24	20	Alexandra Tsitirides	WWHS
33.25	21	Kawententie Pisonneault	KSS
33.38	22	Scarlet Ansori	JRHS
33.45	22	Sarah Pepin	ROY
33.45	24	Audrey Jalbert	RHS
33.82			



34.01	25	Kim Delaney	WWHS
34.08	26	Kylie Cowan Massicotte	HSB
34.10	27	Carly Aliberti	HSB
34.13	28	Tianna White	JRHS
34.23	29	Stella Newton	ROY
34.76	30	Rebeca Romero	RHS
35.00	31	Dalia Todisco	JRHS
35.05	32	Paulina Broady	ROY
35.49	33	Vanessa Bono	MACD
35.51	34	Kayla Crescenza	JP1
35.96	35	Isabella Cecere	LCC
35.99	36	Caroline Brongel-Copti	VILL
36.15	37	Victoria Berin	WWHS
36.25	38	Na Yeong	VILL
36.47	39	MacKenzie Staveley	WWHS
36.69	40	Jenna Boisvenue	LCCH
36.91	41	Sofia Timotheatos	LCCH
37.04	42	Alessia Polidori	VILL
37.45	43	Sophia Gullotto	LCCH
38.47	44	Russia Macphee-Gardner	ROY
39.05	45	Olivia Caruso	JP1
39.74	46	Amanda Oliviera Dire	VILL
39.84	47	Megan Wolowicz	MACD
41.14	48	Mira Abedi	LCCH
42.44	49	Amy Nguyen	JP1
42.44	49	Serena Dupuis	MACD

[\[Top of Page\]](#) [\[Event List\]](#)

---

Event 3 GIRLS 11-13 Bantam 400m Run

MARK	NAME	TEAM
------	------	------

1:06.93	1	Emma Veilleux	HRHS
1:09.06	2	Kaitlyn Stonojlovic	JRHS
1:09.40	3	Leia Khairy	ROY
1:09.77	4	Carly-Ann Dziewrizz	HSB
1:12.18	5	Dora Colangelo	HSB
1:12.93	6	Justina Bishop	WWHS
1:13.30	7	Sarah Fulton-Kennedy	STT
1:16.71	8	Jessica Looper	ROY
1:17.15	9	Sarah Pepin	ROY
1:17.29	10	Elia Keating	STT
1:17.35	11	Clare Von Eschen	HRHS
1:19.05	12	Emma Nardelli	JP1
1:19.87	13	Evangeline Leedham	RHS
1:20.16	14	Kayla Cancilla	JP1
1:20.33	15	Melanie Almanza	ROY
1:20.34	16	Clara Ortega	LCC
1:20.58	17	Olivia Ikin	MACD
1:21.13	18	Victoria Palladini	MACD
1:22.33	19	Kiana Savoie	MACD
1:22.33	19	Audrey Jalbert	RHS
1:23.05	21	Kayla Sousa	VMC
1:26.00	22	Rachel Horvat	HSB
1:26.14	23	Vanessa Salvagio	VMC
1:26.30	24	Paulina Broady	ROY
1:26.74	25	Alessia Polidori	VILL
1:30.90	26	Na Yeong Kwon	VILL
1:31.35	27	Vanessa Bono	MACD
1:32.18	28	Caroline Brongel-Copti	VILL
1:35.97	29	Bianca D'Aniello	VILL
1:35.98	30	Evena Salvador	VMC
1:37.74	31	Isabella Cecere	LCC
1:47.76	32	Rinchen Sherpa	VILL

Event 4 GIRLS 11-13 Bantam 800m Run

MARK	NAME	TEAM	
1	Emma Veilleux	HRHS	
2:37.15	2	Leia Khairy	ROY
2:46.25	3	Clare Von Eschen	HRHS
2:47.25	4	Maggie Robertson	STT
2:49.82	5	Cameron Sears	HSB
2:50.88	6	Emma Nardelli	JP1
2:50.95	7	Brooke Keating	JRHS
2:52.78	8	Olivia Ikin	MACD
2:55.96	9	Jessica Looper	ROY
2:56.56	10	Dora Colangelo	HSB
2:56.84	11	Emma Martel	HSB
2:59.88	12	Clara Ortega	LCC
2:59.89	13	Amelia Zoccolillo	VILL
3:00.79	14	Lea Teolis	VMC
3:01.93	15	Guya Abou Nader	VILL
3:03.77	16	Chloe Wagner	WWHS
3:06.52	17	Maya Alle-Ando	ROY
3:06.82	18	Dalia Todisco	JRHS
3:08.32	19	Paulina Broady	ROY
3:10.71	20	Nasima Ali	HSB
3:17.94	21	Rosemary Fallon	JRHS
3:19.04	22	Vivian Tran	JP1
3:23.80	23	Melanie Almanza	ROY
3:24.90	24	Holly Cameron	ROY
3:26.17	25	Athena Gritzalis	LAV
3:28.90	26	Bianca D'Aniello	VILL
3:31.62	27	Livia Gagliano	JP1

3:37.08		
28	Arianna Colasurdo	JP1
4:05.00		
29	Lauren Hewer	VILL
4:09.33		
30	Rinchen Sherpa	VILL
4:10.99		
	Alyssa Moule	MACD
DNF		

[\[Top of Page\]](#) [\[Event List\]](#)

---

Event 5 GIRLS 11-13 Bantam 1500m Run

MARK	NAME	TEAM
	1 Kaitlyn Stonojlovic	JRHS
5:18.41	2 Emma Veilleux	HRHS
5:24.92	3 Sydney Waind	JRHS
5:41.97	4 Cameron Sears	HSB
5:43.08	5 Katherine Galli	VILL
5:48.40	6 Sarah Fulton-Kennedy	STT
5:48.41	7 Clare Von Eschen	HRHS
5:55.75	8 Maggie Robertson	STT
5:57.59	9 Emma Nardelli	JP1
6:17.18	10 Emma Martel	HSB
6:29.49	11 Maya Alle-Ando	ROY
6:42.07	12 Vivian Tran	JP1
6:45.77	13 Amelia Zoccolillo	VILL
6:53.98	14 Alice VanDerwynckek	VILL
6:54.69	15 Elisa Qabergel	ROY
6:55.43	16 Nasima Ali	HSB
7:22.97	17 Maria Xenos	STT
7:27.89	18 Alana Angeli	VMC
7:30.79	19 Russia Macphee-Gardner	ROY
7:31.46	20 Athena Gritzalis	LAV
7:47.11	21 Isabella Cecere	LCC
8:10.10	22 Clara Frey	ROY

8:20.18		
23	Livia Gagliano	JP1
8:32.10		
24	Charlotte Frey	ROY
10:21.86		
	Jessica Hyland	LCC
DNF		
	Clara Ortega	LCC
DNF		

[\[Top of Page\]](#) [\[Event List\]](#)

---

Event 6 GIRLS 11-13 Bantam 3000m Run

MARK	NAME	TEAM
	1 Kaitlyn Stonojlovic	JRHS
11:39.47	2 Leia Khairy	ROY
12:43.25	3 Katherine Galli	VILL
12:43.88	4 Sophia Toteda	LAV
13:39.47	5 Melanie Almanza	ROY
14:21.63	6 Vivian Tran	JP1
14:22.52	7 Alice VanDerwynckek	VILL
14:23.42	8 Jessica Hyland	LCC
14:47.94	9 Livia Gagliano	JP1
14:48.51	Elisa Qabergel	ROY
DNF		
	Arianna Colasurdo	JP1
DNF		

[\[Top of Page\]](#) [\[Event List\]](#)

---

Event 7 GIRLS 11-13 Bantam 60m Hurdles

MARK	NAME	TEAM
	1 Madeline Starr	STT
9.85	2 Carmelite Jean-Marie	HSB
10.80	3 Olivia Ikin	MACD
11.84	4 Erin Oswald	WVHS
12.10		

5	Justina Bishop	WWHS
12.22	6 Megan Allard	WWHS
12.29	7 Lola Raimbert	ROY
13.12	8 Victoria Beyor-Kaehlert	BHS
13.32	9 Scarlet Ansori	JRHS
13.36	10 Sara Malo-Koch	WWHS
13.45	11 Sarah Pepin	ROY
13.50	12 Vanessa Bono	MACD
13.51	13 Kelly Keenan	BHS
13.63	14 Lauren Salo	BHS
13.75	15 Dimitra Kapoulis	LAV
13.84	16 Isabella Cecere	LCC
13.86	17 Juliana Cuello	JP1
13.88	18 Jada Scott-Loiseau	MACD
13.92	18 Audrey Jalbert	RHS
13.92	20 Shannon Keenan	BHS
13.93	21 Kayla Cancilla	JP1
14.12	22 Victoria Berin	WWHS
14.19	23 Russia Macphee-Gardner	ROY
14.20	24 Kiana Savoie	MACD
14.25	25 Rebeca Romero	RHS
14.42	26 Holly Cameron	ROY
14.79	27 Olivia Hayman	HSB
14.98	28 Maya Schmidt	ROY
15.09	29 Maryane Malone	LAV
15.11	30 Kayla Crescenza	JP1
15.16	31 Sorena Prott	JRHS
15.35	32 Olivia Caruso	JP1
19.84		

[\[Top of Page\]](#) [\[Event List\]](#)

MARK	NAME	TEAM
1	St. Thomas HS A	STT
2:03.48	2 Westwood HS A	WWHS
2:06.88	3 Howard S Billings HS A	HSB
2:07.39	4 Heritage Regional HS A	HRHS
2:07.41	5 Vincent Massey Colle A	VMC
2:07.51	6 Lower Canada College A	LCC
2:12.50	7 MacDonald HS A	MACD
2:12.84	8 Royal West Academy A	ROY
2:14.59	9 John Rennie HS A	JRHS
2:16.45	10 Kahnawake Survival H A	KSS
2:21.57	11 LAVAL A	LAV
2:24.08	12 John Paul 1 HS A	JP1
2:25.07	13 Villa Maria HS A	VILL
2:28.82		

[\[Top of Page\]](#) [\[Event List\]](#)

---

Event 9 GIRLS 11-13 Bantam High Jump

MARK	NAME	TEAM
1	Maya Jenkins	STT
1.33m	2 Carmelite Jean-Marie	HSB
1.33m	3 Maria Xenos	STT
1.30m	4 Kayla Crescenza	JP1
1.30m	5 Doreen Ansati	HSB
1.25m	6 Sydney Waind	JRHS
1.20m	6 Emma Martel	HSB
1.20m	7 Brooke Keating	JRHS
1.20m	8 Kayla Cancilla	JP1
1.20m	8 Sophia James	HSB
1.20m	8 Regan Cornford	HSB
1.20m		

11	Tiffany Osuala	LCC
1.20m	11 Rachel Horvat	HSB
1.20m	11 Shannon Keenan	BHS
1.20m	15 Katerina Haines	BHS
1.15m	15 Alana Angeli	VMC
1.15m	17 Kawennaieson McGregor	KSS
1.10m	17 Juliana Cuello	JP1
1.10m	17 Rosemary Fallon	JRHS
1.10m	17 Russia Macphee-Gardner	ROY
1.10m	17 Emiliana Carathansis	STT
1.10m	Clara Frey	ROY
NM	Olivia Caruso	JP1
NM		

[\[Top of Page\]](#) [\[Event List\]](#)

---

Event 10 GIRLS 11-13 Bantam Long Jump

MARK	NAME	TEAM
1	Madeline Starr	STT
5.27m	2 Carmelite Jean-Marie	HSB
4.85m	3 Maly Belisle	HRHS
4.50m	4 Eva Godlevsky	LCC
4.07m	5 Justina Bishop	WWHS
3.92m	6 Caitlyn Fulton-Kennedy	STT
3.74m	7 Doreen Ansati	HSB
3.73m	8 Regan Cornford	HSB
3.68m	9 Calista Nantel	HRHS
3.63m	9 Erin Oswald	WWHS
3.63m	11 Evangeline Leedham	RHS
3.53m	12 Alana Angeli	VMC
3.48m	13 Iawentase Pinsonneault	KSS
3.44m	14 Shannon Keenan	BHS
3.43m		



3.41m	15	Kelly Keenan	BHS
3.40m	16	Anabella Battista	VMC
3.39m	17	Carly Aliberti	HSB
3.37m	18	Vanessa Bono	MACD
3.36m	19	Megan Allard	WWHS
3.34m	20	Jada Scott-Loiseau	MACD
3.30m	21	Katerina Haines	BHS
3.23m	22	Yakotahusatat McComber	KSS
3.18m	23	Sofia Timotheatos	LCCH
3.11m	24	Isabella Cecere	LCC
3.05m	25	Russia Macphee-Gardner	ROY
3.00m	26	Naijah Copeland-Boston	LCCH
3.00m	26	Chloe Micheau	STT
2.97m	28	Amy Nguyen	JP1
2.88m	29	Victoria Berin	WWHS
2.81m	30	Mira Abedi	LCCH
2.80m	31	Azania Odle	KELL
2.77m	32	Kawennitahke Norton	KSS
2.67m	33	Megan Wolowicz	MACD
2.66m	34	Vivian Tran	JP1
2.65m	35	Clara Frey	ROY
2.43m	36	Kawententie Pisonneault	KSS

[\[Top of Page\]](#) [\[Event List\]](#)

---

Event 11 GIRLS 11-13 Bantam Triple Jump

MARK	NAME	TEAM
10.22m	1 Madeline Starr	STT
8.31m	2 Jessica Looper	ROY
8.24m	3 Regan Cornford	HSB
7.60m	4 Naijah Copeland-Boston	LCCH

5	Carly Aliberti	HSB
6.88m		
6	Vivian Tran	JP1
6.59m		
7	Jade Weekes-Reid	MACD
6.59m		
8	Jada Scott-Loiseau	MACD
6.51m		
9	Mira Abedi	LCCH
6.30m		
10	Alexandra Tsitirides	WWHS
6.07m		
11	Olivia Ikin	MACD
6.06m		
12	Sophia Gullotto	LCCH
6.03m		
13	Rachel Horvat	HSB
6.00m		
14	Lara Bucci	LCCH
5.89m		
15	Kawennaieson McGregor	KSS
5.88m		
16	Holly Cameron	ROY
5.82m		
17	Kim Delaney	WWHS
5.77m		
18	Kayla Crescenza	JP1
5.70m		
19	Charlotte Frey	ROY
4.81m		
	Kiana Savoie	MACD
NM		
	Juliana Cuello	JP1
NM		

[\[Top of Page\]](#) [\[Event List\]](#)

---

Event 12 GIRLS 11-13 Bantam Shot Put

MARK	NAME	TEAM	
	1	Julia Singh	JRHS
8.90m			
	2	Sydney Waind	JRHS
8.70m			
	3	Sophia James	HSB
7.20m			
	4	Doreen Ansati	HSB
6.85m			
	5	Kiana Dufour	VMC
6.12m			
	6	Scarlet Ansori	JRHS
5.98m			
	7	Sorena Prott	JRHS
5.96m			
	8	Emma Martel	HSB
5.90m			
	9	Regan Cornford	HSB
5.75m			

10	Mira Abedi	LCCH
5.65m		
11	Sophia Gullotto	LCCH
5.61m		
12	Kayla Cancilla	JP1
5.57m		
13	Olivia Ikin	MACD
5.50m		
14	MacKenzie Staveley	WWHS
5.40m		
15	Emma Nardelli	JP1
5.23m		
16	Rachel Horvat	HSB
5.22m		
17	Brianna Duheme Couter	HSB
5.20m		
17	Kayla Crescenza	JP1
5.20m		
19	Arianna Colasurdo	JP1
5.10m		
20	Livia Gagliano	JP1
4.80m		
21	Jenna Boisvenue	LCCH
4.78m		
22	Jada Scott-Loiseau	MACD
4.53m		
23	Serena Dupuis	MACD
4.33m		
24	Amy Nguyen	JP1
4.30m		
24	Lara Bucci	LCCH
4.30m		
26	Sofia Timotheatos	LCCH
4.14m		
27	Chloe Wagner	WWHS
3.80m		

[\[Top of Page\]](#) [\[Event List\]](#)

---

Event 13 GIRLS 14-15 Midget 60m Dash

FINALS

MARK	NAME	TEAM	
	1	Alexa Moriello	HRHS
8.35			
	2	Kimberly Brunelle	WWHS
8.48			
	3	Sophia Mashaal	LCC
8.53			
	4	Denysha Desire	LAV
8.78			
	5	Mia Zarney	HRHS
8.81			
	6	Samantha Ross	WWHS
8.82			
	7	Claire Stawnyczy	LCCH

8.85	8	Sarah Radziszewski	BHS
8.90	9	Kristina Tsigos	VILL
8.96	10	Angelina Medeiros	LAV
8.98	11	Emma Audi	LCC
9.01	12	Bryanna Reid	LCCH
9.51			

PRELIMS

	1	Kimberly Brunelle	WWHS
8.49	Q		
	2	Sophia Mashaal	LCC
8.58	Q		
	3	Alexa Moriello	HRHS
8.59	Q		
	4	Claire Stawnyczy	LCCH
8.63	Q		
	5	Samantha Ross	WWHS
8.92	Q		
	6	Mia Zarney	HRHS
8.94	Q		
	7	Kristina Tsigos	VILL
9.00	Q		
	7	Angelina Medeiros	LAV
9.00	Q		
	9	Denysha Desire	LAV
9.04	Q		
	9	Emma Audi	LCC
9.04	Q		
	11	Bryanna Reid	LCCH
9.11	Q		
	11	Sarah Radziszewski	BHS
9.11	Q		
	13	Lorie Sully	RVLE
9.12			
	14	Caileigh Bates	ROY
9.18			
	15	Vanessa Royo	HSB
9.23			
	16	Piper Leblanc	LMAC
9.36			
	17	Paige Welburn	WWHS
9.37			
	18	Rimsha Ihtisham	MACD
9.38			
	18	Amber Starke	LCC
9.38			
	20	Davyda Robinson	HSB
9.51			
	20	Alyssa Durdey	STT
9.51			
	22	Laraib Chaudry	RVLE
9.54			
	23	Visali Kandiah	LMAC
9.58			
	24	Jillian Dorsey	LCC
9.60			
	25	Morgan Best	BHS

9.63			
	25	Elisa Vitovski	VILL
9.63			
	27	Isabella Di Podo	JRHS
9.64			
	28	Kayla Lourenzo	LMAC
9.67			
	29	Georgianna Antonacci	VILL
9.70			
	30	Christine Van Houtte	JRHS
9.85			
	31	Maggie Plescio	JRHS
9.93			
	31	Jasmine Aujlo	JRHS
9.93			
	33	Stella McComber	KSS
9.96			
	34	Gabrielle Calabrese	VMC
9.97			
	35	Karley-Jade Carmona Baban	RHS
9.99			
	36	Tayjah Lay-Armstrong	JRHS
10.16			
	37	Iakaonhawinon Mayo	KSS
10.28			
	38	Liana Oliverio	VMC
10.30			
	39	Sara Buckles	RVLE
10.36			
	40	Lea Athanasiades	BHS
10.42			
	41	Bryana Bertrand	LCCH
10.44			
	42	Sophia Martins	LMAC
10.76			
	43	Lizzie Tulli	BHS
10.83			
	44	Amanda VanAsse	VMC
10.97			
	45	Talia Muro	VMC
11.07			
	46	Sofia Petitti	VMC
11.09			
	47	Shea Cross	KSS
12.71			

[\[Top of Page\]](#) [\[Event List\]](#)

---

Event 14 GIRLS 14-15 Midget 200m Run

MARK		NAME	TEAM
	1	Kimberly Brunelle	WWHS
27.96			
	2	Sophia Mashaal	LCC
29.35			
	3	Claire Stawnyczy	LCCH
29.96			
	4	Samantha Ross	WWHS

30.10		
5	Angelina Medeiros	LAV
30.38		
6	Jada Page	LCC
30.57		
7	Lorie Sully	RVLE
31.16		
8	Denysha Desire	LAV
31.23		
9	Emma Audi	LCC
31.50		
10	Kristina Tsigos	VILL
31.76		
11	Amber Starke	LCC
32.07		
12	Ashanti Odle	KELL
32.14		
13	Monica Broomfiled	RVLE
32.67		
14	Alyssa Durdey	STT
32.85		
15	Piper Leblanc	LMAC
32.95		
16	Rimsha Ihtisham	MACD
33.00		
17	Sophia Jeroncic	ROY
33.03		
18	Laura Cavaliere	BHS
33.04		
19	Lauren Rouben	VILL
33.07		
20	Visali Kandiah	LMAC
33.12		
21	Isabella Di Podo	JRHS
33.42		
22	Kayla Lourenzo	LMAC
33.70		
23	Karley-Jade Carmona Baban	RHS
33.77		
24	Georgianna Antonacci	VILL
33.78		
25	Christine Van Houtte	JRHS
33.97		
26	Isabelle Whittail	LCC
34.20		
27	Laraib Chaudry	RVLE
34.30		
28	Haylie Barnes	BHS
34.54		
29	Maggie Plescio	JRHS
34.65		
30	Tamara Fayssal	BHS
34.79		
31	Gabrielle Calabrese	VMC
34.84		
32	Jasmine Aujlo	JRHS
34.91		
33	Elana Bromberg	LCC
35.09		
34	Tayjah Lay-Armstrong	JRHS
35.13		
35	Bryana Bertrand	LCCH
35.80		
36	Lea Athanasiades	BHS

35.93		
37.15	37	Liana Oliverio
37.91	38	Sofia Petitti
38.03	39	Bella Biferali
38.75	40	Lizzie Tulli
39.23	41	Talia Muro

[\[Top of Page\]](#) [\[Event List\]](#)

---

Event 15 GIRLS 14-15 Midget 400m Run

MARK		NAME	TEAM
	1	Jada Page	LCC
1:10.75	2	Julia McClay	HRHS
1:10.89	3	Caileigh Bates	ROY
1:12.68	4	Isabella Di Podo	JRHS
1:16.16	5	Sophia Jeroncic	ROY
1:16.20	5	Aurelie Simard	HRHS
1:16.20	7	Lauren Rouben	VILL
1:16.81	8	Georgianna Antonacci	VILL
1:19.66	9	Isabelle Whittail	LCC
1:19.77	10	Maggie Plescio	JRHS
1:20.18	11	Kayla Lourenzo	LMAC
1:20.89	12	Elana Bromberg	LCC
1:23.38	13	Jillian Dorsey	LCC
1:24.05	14	Elisa Vitovski	VILL
1:26.45	15	Mariana Tropea	LAV
1:30.51			

[\[Top of Page\]](#) [\[Event List\]](#)

---

Event 16 GIRLS 14-15 Midget 800m Run

NAME	TEAM
------	------

MARK

1	Julia McClay	HRHS
2:38.50	2 Sara Hughes	VILL
2:51.39	3 Natalie Hofman	BHS
2:52.21	4 Jada Page	LCC
2:52.43	5 Sophia Jeroncic	ROY
2:55.47	6 Melissa Allen	BHS
2:55.63	7 Grace Martin-Chang	ROY
2:56.05	8 Isabella Leuvano	VILL
2:56.53	9 Isabelle Whittail	LCC
3:00.10	10 Aurelie Simard	HRHS
3:01.09	11 Lauren Rouben	VILL
3:01.73	12 Kaitlyn Rozon	BHS
3:02.86	13 Elana Bromberg	LCC
3:07.95	14 Gabrielle Calabrese	VMC
3:20.72	15 Alexandra Eric	JRHS
3:21.96	16 Sheena Doyle	HSB
3:22.02	17 Elefteria Vaikousis	VILL
3:23.42	18 Amanda VanAsse	VMC
3:26.63	19 Madyson Skye-Kapitan	HSB
3:42.72		

[\[Top of Page\]](#) [\[Event List\]](#)

---

Event 17 GIRLS 14-15 Midget 1500m Run

MARK	NAME	TEAM
1	Natalie Hofman	BHS
5:57.96	2 Julia McClay	HRHS
5:59.19	3 Esmee Strickland	BHS
6:00.09	4 Isabella Leuvano	VILL
6:11.13	5 Kaitlyn Rozon	BHS
6:27.62	6 Sara Hughes	VILL
6:30.25		



6:33.34	7	Emma Rhodes	ROY
6:35.13	8	Hope Keating	JRHS
6:35.54	9	Aurelie Simard	HRHS
7:18.78	10	Elisa Vitovski	VILL
7:43.31	11	Anna Moscoloni	VILL
7:49.47	12	Caroline Morris	ROY
8:17.73	13	Gabrielle Calabrese	VMC
		Elefteria Vaikousis	VILL
		DNF	

[\[Top of Page\]](#) [\[Event List\]](#)

---

Event 18 GIRLS 14-15 Midget 3000m Run

MARK		NAME	TEAM
12:22.61	1	Natalie Hofman	BHS
12:51.00	2	Esmee Strickland	BHS
13:34.34	3	Emma Rhodes	ROY
13:38.78	4	Sara Hughes	VILL
14:15.33	5	Melissa Allen	BHS
15:06.21	6	Caroline Morris	ROY
16:18.62	7	Elefteria Vaikousis	VILL
19:48.55	8	Julia Gamboz	JP1
		Hope Keating	JRHS
		DNF	

[\[Top of Page\]](#) [\[Event List\]](#)

---

Event 19 GIRLS 14-15 Midget 60m Hurdles

MARK		NAME	TEAM
10.23	1	Alexa Moriello	HRHS
10.99	2	Mia Zarney	HRHS
	3	Bryanna Reid	LCCH

11.07		
4	Megane Tessier	HRHS
11.22		
5	Sophia Mashaal	LCC
11.72		
6	Emma Audi	LCC
12.07		
7	Isabelle Ouimet	ROY
12.45		
8	Caileigh Bates	ROY
12.50		
9	Hannah Haercher	WWHS
12.58		
10	Carrie-Ann McCarthy	ROY
12.70		
11	Allison Dyck	BHS
12.88		
12	Rimsha Ihtisham	MACD
12.89		
13	Vanessa Souvlos	LAV
12.97		
14	Haylie Barnes	BHS
13.14		
15	Maggie Plescio	JRHS
13.55		
16	Lizzie Tulli	BHS
13.61		
17	Bella Biferali	BHS
14.26		
18	Julia Bradner	MACD
14.28		
19	Amber Dioati	LAV
14.94		
20	Vanessa Royo	HSB
15.08		
	Davyda Robinson	HSB
DNF		

[\[Top of Page\]](#) [\[Event List\]](#)

---

Event 20 GIRLS 14-15 Midget 4x200m Relay

MARK	NAME	TEAM
	1 Lower Canada College A	LCC
2:01.5	2 Westwood HS A	WWHS
2:02.0	3 Heritage Regional HS A	HRHS
2:02.6	4 LAVAL A	LAV
2:07.5	5 Villa Maria HS A	VILL
2:10.3	6 Beaconsfield HS A	BHS
2:13.5	7 Royal West Academy A	ROY
2:14.4	8 Howard S Billings HS A	HSB

2:16.9	9	John Rennie HS A	JRHS
2:22.7	10	Vincent Massey Colle A	VMC
2:31.6			

[\[Top of Page\]](#) [\[Event List\]](#)

---

**Event 21 GIRLS 14-15 Midget High Jump**

MARK		NAME	TEAM
	1	Bryanna Reid	LCCH
1.55m	2	Megane Tessier	HRHS
1.45m	3	Vanessa Souvlos	LAV
1.40m	4	Mia Zarney	HRHS
1.35m	5	Amber Dioati	LAV
1.30m	6	Emma O'Lery	JRHS
1.25m	7	Carrie-Ann McCarthy	ROY
1.25m	8	Caileigh Bates	ROY
1.25m	9	Mariana Tropea	LAV
1.20m	9	Piper Leblanc	LMAC
1.20m	9	Kaitlyn Rozen	LAV
1.20m	12	Davyda Robinson	HSB
1.15m	12	Ronit Gelbart	ROY
1.15m	14	Catherine Barnes	ROY
1.10m	14	Talia Muro	VMC
1.10m	14	Karley-Jade Carmona Baban	RHS
1.10m		Sofia Petitti	VMC
NM		Liana Oliverio	VMC
NM		Laura Cavaliere	BHS
NM		Jasmine Aujlo	JRHS
NM		Iakaonhawinon Mayo	KSS
NM		Marianna Lapointe	VMC
NM			

[\[Top of Page\]](#) [\[Event List\]](#)

---

Event 22 GIRLS 14-15 Midget Long Jump

MARK	NAME	TEAM
4.80m	1 Claire Stawnyczy	LCCH
4.76m	2 Alexa Moriello	HRHS
4.42m	3 Isabelle Ouimet	ROY
4.30m	4 Renee Beloive	LCC
4.17m	5 Sarah Radziszewski	BHS
4.10m	6 Visali Kandiah	LMAC
4.05m	7 Vanessa Souvlos	LAV
4.00m	8 Emma Audi	LCC
3.97m	9 Ronit Gelbart	ROY
3.93m	10 Ashanti Odle	KELL
3.90m	11 Morgan Best	BHS
3.88m	12 Allison Dyck	BHS
3.87m	13 Piper Leblanc	LMAC
3.81m	14 Bryana Bertrand	LCCH
3.75m	15 Alexandra Eric	JRHS
3.68m	16 Karley-Jade Carmona Baban	RHS
3.57m	17 Georgianna Antonacci	VILL
3.51m	18 Catherine Barnes	ROY
3.23m	19 Iakaonhawinon Mayo	KSS
3.16m	20 Emma O'Lery	JRHS
3.12m	21 Bella Biferali	BHS
3.11m	22 Gabrielle Calabrese	VMC
3.08m	23 Marianna Lapointe	VMC
2.96m	24 Davyda Robinson	HSB
2.88m	25 Amanda VanAsse	VMC
2.00m	26 Julia Gamboz	JP1
2.00m	26 Shea Cross	KSS

---

Event 23 GIRLS 14-15 Midget Triple Jump

MARK	NAME	TEAM
10.10m	1 Alexa Moriello	HRHS
9.16m	2 Claire Stawnyczy	LCCH
9.08m	3 Renee Beloive	LCC
8.98m	4 Caileigh Bates	ROY
8.70m	5 Isabelle Ouimet	ROY
8.53m	6 Vanessa Souvlos	LAV
8.38m	7 Piper Leblanc	LMAC
8.18m	8 Sarah Radziszewski	BHS
8.14m	9 Morgan Best	BHS
8.09m	10 Ashanti Odle	KELL
7.87m	11 Alexandra Eric	JRHS
7.65m	12 Emma Audi	LCC
7.54m	13 Kayla MacReam	WWHS
7.23m	14 Georgianna Antonacci	VILL
6.97m	15 Laura Cavaliere	BHS
6.60m	16 Iakaonhawinon Mayo	KSS
5.21m	17 Shea Cross	KSS

---

Event 24 GIRLS 14-15 Midget Shot Put

MARK	NAME	TEAM
9.25m	1 Megane Tessier	HRHS
8.25m	2 Bryana Bertrand	LCCH
8.20m	3 Jasmine Aujlo	JRHS
	4 Alexandra Eric	JRHS

7.65m	5	Laura Cavaliere	BHS
7.25m	6	Mia Zarney	HRHS
7.25m	7	Lea Athanasiades	BHS
7.15m	8	Sarah Radziszewski	BHS
7.05m	9	Tayjah Lay-Armstrong	JRHS
6.50m	10	Catherine Barnes	ROY
6.45m	11	Christine Van Houtte	JRHS
6.10m	12	Gabrielle Calabrese	VMC
5.80m	13	Sophia Martins	LMAC
4.70m			

[\[Top of Page\]](#)   [\[Event List\]](#)

### Event 25 GIRLS 16-18 Juvenile 60m Dash

#### FINALS

MARK		NAME	TEAM
	1	Caitlin Williams	HRHS
8.64	2	Makenzie Torres	MACD
9.14	3	Attiya Walker-Bruce	LCCH
9.17	4	El-Hanah Otasowie	RHS
9.29	5	Zenith Leroux	MACD
9.37	6	Nicole Marcovecchio	ROY
9.48	7	Sheri Subawalla	LCC
9.51	8	Emily Rose Bressi	LMAC
9.59	9	Vivinique Robertson	MACD
9.88	10	Shannon Clarke	LAV
10.01			

#### PRELIMS

	1	Caitlin Williams	HRHS
8.64	Q 2	Makenzie Torres	MACD
9.14	Q 3	Attiya Walker-Bruce	LCCH
9.17	Q		

4	El-Hanah Otasowie	RHS
9.29 Q	5 Zenith Leroux	MACD
9.37 Q	6 Nicole Marcovecchio	ROY
9.48 Q	7 Sheri Subawalla	LCC
9.51 Q	8 Emily Rose Bressi	LMAC
9.59 Q	9 Vivinique Robertson	MACD
9.88 Q	10 Shannon Clarke	LAV
10.01 Q		

[\[Top of Page\]](#) [\[Event List\]](#)

---

Event 26 GIRLS 16-18 Juvenile 200m Run

MARK	NAME	TEAM
1	Caitlin Williams	HRHS
28.97	2 Catherine Rambally	LCC
30.35	3 Vivinique Robertson	MACD
31.97	4 Nicole Marcovecchio	ROY
32.05	5 Zenith Leroux	MACD
32.15	6 Makenzie Torres	MACD
32.36	7 Sheri Subawalla	LCC
32.72	8 Emily Rose Bressi	LMAC
33.32	9 Julia Vrentas	VILL
33.74	10 El-Hanah Otasowie	RHS
33.82	11 Lexi Trubiano	LMAC
34.60	12 Thandie Stephens	BHS
34.76	13 Asia Lee	BHS
35.20	14 Kamwel Desire	BHS
37.22		

[\[Top of Page\]](#) [\[Event List\]](#)

---

Event 27 GIRLS 16-18 Juvenile 400m Run

MARK	NAME	TEAM
1	Alison Looper	ROY
1:04.84	2 Catherine Rambally	LCC
1:11.35	3 Romy Shoam	ROY
1:16.25	4 Gloria Anastasopoulos	ROY
1:19.45	5 Asia Lee	BHS
1:21.95	6 Vivinique Robertson	MACD
1:23.18	7 Lexi Trubiano	LMAC
1:29.89		

[\[Top of Page\]](#) [\[Event List\]](#)

---

Event 28 GIRLS 16-18 Juvenile 800m Run

MARK	NAME	TEAM
1	Alison Looper	ROY
2:41.56	2 Romy Shoam	ROY
2:58.47	3 Gloria Anastasopoulos	ROY
3:00.18	4 Sabrina Desruisseau	HSB
3:13.68		

[\[Top of Page\]](#) [\[Event List\]](#)

---

Event 29 GIRLS 16-18 Juvenile 1500m Run

MARK	NAME	TEAM
1	Jane Robeck	LCC
6:07.56	2 Sophie Comtois	ROY
6:09.14	3 Romy Shoam	ROY
6:28.90	4 Gloria Anastasopoulos	ROY
6:32.18	5 Jillian Loth	ROY
6:41.71	6 Miriam Sossin	ROY
6:50.82	7 Sabrina Desruisseau	HSB
7:17.49		



8 Kamwel Desire  
8:18.12

BHS

[\[Top of Page\]](#) [\[Event List\]](#)

---

Event 30 GIRLS 16-18 Juvenile 3000m Run

MARK	NAME	TEAM
1 13:09.72	Jane Robeck	LCC
2 13:26.46	Miriam Sossin	ROY

[\[Top of Page\]](#) [\[Event List\]](#)

---

Event 31 GIRLS 16-18 Juvenile 60m Hurdles

MARK	NAME	TEAM
1 10.39	Caitlin Williams	HRHS
2 11.50	Zenith Leroux	MACD
3 11.98	Sophie Comtois	ROY
4 12.73	El-Hanah Otasowie	RHS
5 13.29	Lexi Trubiano	LMAC
6 13.96	Shannon Clarke	LAV

[\[Top of Page\]](#) [\[Event List\]](#)

---

Event 32 GIRLS 16-18 Juvenile 4x200m Relay

MARK	NAME	TEAM
1 2:19.5	Royal West Academy A	ROY

[\[Top of Page\]](#) [\[Event List\]](#)

---



Event 33 GIRLS 16-18 Juvenile High Jump

MARK	NAME	TEAM
1.30m	1 Gloria Anastasopoulos	ROY
1.30m	2 Caitlin Williams	HRHS
1.15m	3 Jennifer Clarke	LAV
1.15m	4 Shirley Wen	VMC
NM	Vivinique Robertson	MACD
NM	Shannon Clarke	LAV

[\[Top of Page\]](#) [\[Event List\]](#)

---

Event 34 GIRLS 16-18 Juvenile Long Jump

MARK	NAME	TEAM
4.62m	1 Attiya Walker-Bruce	LCCH
4.40m	2 Zenith Leroux	MACD
4.36m	3 Jadyn Lemieux	HSB
4.00m	4 Catherine Rambally	LCC
3.92m	5 Kahawitha McComber	KSS
3.89m	6 Vivinique Robertson	MACD
3.82m	7 Thandie Stephens	BHS
3.77m	8 Shirley Wen	VMC
3.68m	9 Shannon Clarke	LAV
3.67m	10 Makenzie Torres	MACD
3.55m	11 Jennifer Clarke	LAV
3.55m	11 Ariana Rassi	WWHS
3.50m	13 Lexi Trubiano	LMAC
2.52m	14 Inderjit Povar	LCCH

[\[Top of Page\]](#) [\[Event List\]](#)

---

### Event 35 GIRLS 16-18 Juvenile Triple Jump

MARK	NAME	TEAM
9.19m	1 Attiya Walker-Bruce	LCCH
8.83m	2 Jadyn Lemieux	HSB
7.97m	3 Jillian Loth	ROY
7.66m	4 Kahawitha McComber	KSS
7.42m	5 Jennifer Clarke	LAV
6.99m	6 Shannon Clarke	LAV
6.95m	7 Inderjit Povar	LCCH
NM	Shirley Wen	VMC

[\[Top of Page\]](#) [\[Event List\]](#)

---

### Event 36 GIRLS 16-18 Juvenile Shot Put

MARK	NAME	TEAM
8.20m	1 Thandie Stephens	BHS
7.89m	2 Ariana Rassi	WWHS
7.61m	3 Kahawitha McComber	KSS
7.26m	4 Emily Rose Bressi	LMAC
6.74m	5 Rebecca Hogan	HSB
6.60m	6 Jadyn Lemieux	HSB
6.60m	7 Gloria Anastasopoulos	ROY
6.23m	8 Romy Shoam	ROY
6.10m	9 Shirley Wen	VMC
5.97m	10 Inderjit Povar	LCCH
5.81m	11 Nicole Marcovecchio	ROY
5.38m	12 Vivinique Robertson	MACD

[\[Top of Page\]](#) [\[Event List\]](#)

# Girls Indoor Track & Field Meet 2018

Monday, February 12, 2018

Centre Claude Robillard

12/02/2018 - 12/02/2018

## Meet Scores

---

FEMALE TEAM Age Group 11 - 13			
1	HOWARD S BILLINGS HS	HSB	53.500
2	ST. THOMAS HS	STT	51.000
3	HERITAGE REGIONAL HS	HRHS	40.000
4	JOHN RENNIE HS	JRHS	36.500
5	ROYAL WEST ACADEMY	ROY	25.000
6	WESTWOOD HS	WWHS	14.000
7	MACDONALD HS	MACD	9.000
8	VINCENT MASSEY COLLE	VMC	8.000
9	LOWER CANADA COLLEGE	LCC	7.000
10	JOHN PAUL 1 HS	JP1	6.000
10	VILLA MARIA HS	VILL	6.000
12	LAVAL	LAV	3.000
12	LASALLE COMMUNITY HS	LCCH	3.000
14	BEACONSFIELD HS	BHS	2.000
FEMALE TEAM Age Group 14 - 15			
1	HERITAGE REGIONAL HS	HRHS	74.500
2	LOWER CANADA COLLEGE	LCC	37.000
2	BEACONSFIELD HS	BHS	37.000
4	LASALLE COMMUNITY HS	LCCH	32.000
5	ROYAL WEST ACADEMY	ROY	21.500
6	WESTWOOD HS	WWHS	21.000
7	LAVAL	LAV	15.000
8	VILLA MARIA HS	VILL	14.000
9	JOHN RENNIE HS	JRHS	11.000
10	LAURIER MACDONALD HS	LMAC	1.000
FEMALE TEAM Age Group 16 - 18			
1	ROYAL WEST ACADEMY	ROY	76.000
2	LOWER CANADA COLLEGE	LCC	27.000
3	HERITAGE REGIONAL HS	HRHS	26.000
3	MACDONALD HS	MACD	26.000
5	LASALLE COMMUNITY HS	LCCH	18.000
6	HOWARD S BILLINGS HS	HSB	15.000
7	BEACONSFIELD HS	BHS	9.000
7	KAHNAWAKE SURVIVAL H	KSS	9.000
9	LAVAL	LAV	8.000

10	ROSEMOUNT HS	RHS	6.000
11	LAURIER MACDONALD HS	LMAC	5.000
11	WESTWOOD HS	WWHS	5.000
13	VINCENT MASSEY COLLE	VMC	3.000

**G.M.A.A. Hockey Playoffs 2017-2018**

02/03/2018 8:55

Playoffs will take place from February 12th to March 2nd

HOME TEAMS PLEASE CONFIRM DATE AND TIME ACCORDING TO ICE AVAILABILITY


Seeding is based on total point in standings or win percentage if playing an unbalanced schedule . If there are ties in win % the standard tie break procedure is used(Gouverning Rules p.13).

**Juvenile Boys Division 2 - 6 teams (top 5 teams make playoffs)**

Quarter-Final	Semi Final	Final	Champions
---------------	------------	-------	-----------

HZHS cannot play Feb. 28th-March 1st (Purim)

LAURN cannot play March 1st or 2nd (Parent teacher interviews)

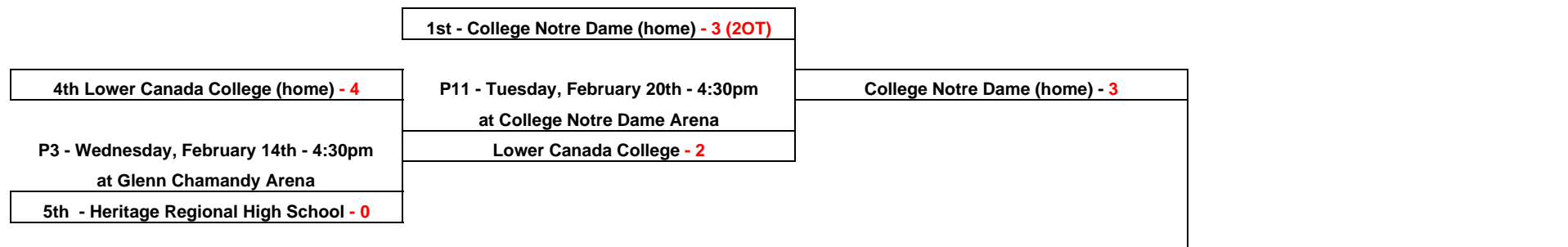


**Juvenile Girls Division 2 - 8 teams (Top 6 teams make playoffs)**

Quarter-Final	Semi Final	Final	Champions
---------------	------------	-------	-----------

STT cannot play Feb. 22 (Parent teacher interviews)

KUPER cannot play Feb. 22 - 23rd(Parent teacher interviews)



3rd - St Thomas HS (home) - 7		P18 - Monday, February 26th - 4:30 at College Notre Dame Arena	St Thomas High School
P4 - Monday, February 19th - 3:00pm at DDO Civic Center Arena	St Thomas HS - 5		Game MVP: Nicole Handfield - STT
6th - John Rennie HS - 1	P12 - Tuesday, February 20th - 3:00pm at Pierrefonds Arena	St Thomas High School - 4 (OT)	
	2nd Kuper Academy (home) - 2		

**Midget Boys Division 2 - 2 Section - 7 teams (Top 6 overall make playoffs)**

Quarter-Final	Semi Final	Final	Champions
---------------	------------	-------	-----------

CDJ cannot play Feb. 22nd or 23rd or 28th

STT cannot play Feb. 22 (Parent teacher interviews)

\*\*WIC can only play Feb 12th \*\*\* (Mandatory Outdoor Ed trip) They are able to play the week prior if possible. Cannot play March 1st or 2nd (Parent teacher interviews)

HZHS cannot play Feb. 28th-March 1st (Purim)

Playoff Rule 1 - First and second from the same section cannot meet until the finals.

If sections crossover in the regular season, and no section is guaranteed a spot in the playoffs, the sections will be considered one section.

Seeding is based on win percentage

Seed 1 - BHS

Seed 2 - CDJ

Seed 3 - WIC

Seed 4 - CB

Seed 5 - STT

Seed 6 - BIAL

	seed 1 - Beaconsfield HS (home) - 3		
seed 4 - College Bourget (home) - 1	P13 - Friday, February 23rd - 2:15pm at DDO Civic Center Arena	Beaconsfield HS (home) - 2	
P5 - Thursday, February 15th - 4:15 at College Bourget Arena	STT - 0		
seed - St Thomas High School5 - 2			
seed 3 - WIC (home) - 13		P19 - Monday, February 26th - 2:00pm DDO Civic Center Arena	West Island College
P6 - Monday, February 12th - 2:00pm at DDO Civic Center Arena	West Island College - 3		Game MVP: Jaxson Leibov - WIC
seed 6 - BIAL - 3	P14 - Monday, February 19th - 2:00pm DDO Civic Center Arena	West Island College - 3	

**Bantam Boys Division 2 - 6 teams (Everyone make playoffs)**

Quarter-Final	Semi Final	Final	Champions
---------------	------------	-------	-----------

Playoff Rule 1 - First and second from the same section cannot meet until the finals.

If sections crossover in the regular season, and no section is guaranteed a spot in the playoffs, the sections will be considered one section.

Seeding is based on win percentage

Seed 1 - ROYAL


Seed 2 - CSJV

Seed 3 - CRHS

Seed 4 - WWHS

Seed 5 - CB

Seed 6 - ESS



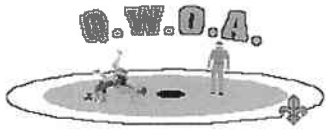


# GMAA Hockey Standings 2017-2018

9-Feb-18

9:38:56 AM

	School	Games	Win	Loss	Tie	Goals For	Goals Against	Points
<b>JB2A</b>								
	Ecole Secondaire Fernand Lefevbre - EFL	10	7	2	1	67	28	15
<b>10</b>	John Rennie High School - JRHS	10	6	3	1	54	25	13
	LaurenHill Academy - LAURN	10	6	4	0	46	41	12
	Ecole Secondaire Monseigneur Parent - ESMP	10	4	3	3	58	26	11
	College Bourget - CB	10	4	5	1	41	36	9
	Herzliah High School - HZHS	10	0	10	0	23	133	0
<b>OUT</b>	<b>Lindsay Place High School - LPHS</b>							
<b>JG2A</b>								
<b>14</b>	College Notre Dame - CND	14	11	1	2	56	23	24
	Kuper Academy - KUPER	14	10	2	2	65	33	22
	St Thomas High School - STT	14	10	4	0	79	23	20
	Lower Canada College - LCC.	14	8	5	1	57	57	17
	Heritage Regional High School - HRHS	14	6	7	1	37	36	13
	John Rennie High School - JRHS	14	4	10	0	40	62	8
	College Bourget - CB	14	2	11	1	22	67	5
	Sacred Heart School - SHSM	14	1	12	1	17	72	3
<b>MB2A</b>								
<b>14</b>	Ecole Secondaire Cite-des-Jeunes - CDJ	14	11	2	1	87	37	23
	West Island College - WIC	14	5	3	6	67	46	16
	College Bourget - CB	14	5	7	2	59	56	12
<b>MB2B</b>								
<b>12</b>	Beaconsfield High School - BHS	12	10	1	1	72	30	21
	St Thomas High School - STT	12	4	4	4	43	32	12
	Bialik High School - BIAL	12	1	9	2	40	103	4
	Herzliah High School - HZHS	12	1	11	0	39	103	2
<b>BB2A</b>								
<b>12</b>	Royal West Academy - ROYAL	12	11	1	0	84	28	22
	College St-Jean-Vianney - CSJV	12	10	2	0	44	22	20
	Centennial Regional High School - CRHS	12	5	6	1	49	42	11
<b>BB2B</b>								
<b>12</b>	Westwood High School - WWHS	12	4	7	1	31	62	9
	College Bourget - CB	12	3	9	0	26	48	6
	Ecole Secondaire Soulanges - ESS	12	2	10	0	32	64	4
<b>OUT</b>	<b>Ecole Secondaire Dalbe-Viau - ESDV</b>							



# RESULTS

**TOURNAMENT:** GMAA Championships

**DATE:** Thursday, February 15, 2018

**SITE:** Kahnawake Survival School

## Boys

**DIVISION**

79 kg  
3 Participants

### WRESTLER

### CLUB

1) Nathan Rainville

PG Ostiguy

2) Thomas Donnelly

Loyola

3) Hugo Bozzato

Loyola

4)

5)

6)

87 kg  
1 Participants

### WRESTLER

### CLUB

1) Peter Griffin

Loyola

2)

3)

4)

5)

6)

95 kg  
6 Participants

### WRESTLER

### CLUB

1) Matthew Brodeur

Loyola

2) Anokwaienton Delormier

KSS

3) Josh Lynch

Buerling

4) Bruce Nadeau

Vincent Massey

5) Luca Volpato

John Rennie

6) Jameel Douglas Carrero

Buerling

103 kg  
5 Participants

<b>WRESTLER</b>	<b>CLUB</b>
1) <u>Nathan Germain</u>	<u>PG Ostiguy</u>
2) <u>Nicolas Saldanha</u>	<u>Loyola</u>
3) <u>Noureldein Elmogi</u>	<u>Buerling</u>
4) <u>Nicholas Cadot</u>	<u>John Rennie</u>
5) <u>Nicholas Banaco</u>	<u>John Rennie</u>
6) _____	_____

111 kg  
6 Participants

<b>WRESTLER</b>	<b>CLUB</b>
1) <u>Connor Rooney</u>	<u>Loyola</u>
2) <u>Rudolph Leahu</u>	<u>Loyola</u>
3) <u>Robert Emblem</u>	<u>Loyola</u>
4) <u>Julian Baxendale</u>	<u>Loyola</u>
5) <u>Connor Bagshaw</u>	<u>Loyola</u>
6) <u>Jordan Assali</u>	<u>Loyola</u>

119 kg  
4 Participants

<b>WRESTLER</b>	<b>CLUB</b>
1) <u>Deven Glover</u>	<u>Buerling</u>
2) <u>Elio Cariglia</u>	<u>Loyola</u>
3) <u>Shakanikonraketskwaw Deer</u>	<u>KSS</u>
4) <u>Atsenhananha Horn</u>	<u>KSS</u>
5) _____	_____
6) _____	_____

126 kg  
4 Participants

<b>WRESTLER</b>	<b>CLUB</b>
1) <u>Charlie Blanchard</u>	<u>Massey Vanier</u>
2) <u>Simon Gaudrault</u>	<u>PG Ostiguy</u>
3) <u>Joshua Roberts</u>	<u>Loyola</u>
4) <u>Dylan Standup</u>	<u>KSS</u>
5) _____	_____
6) _____	_____

132 kg  
4 Participants

<b>WRESTLER</b>	<b>CLUB</b>
1) <u>Jonathan Chevrier</u>	<u>Loyola</u>
2) <u>Davion Costner</u>	<u>Heritage</u>
3) <u>Giuseppe Cianflone</u>	<u>Loyola</u>
4) <u>Nicholas DeCourcy Ireland</u>	<u>Selwyn</u>
5) _____	_____
6) _____	_____

138 kg  
6 Participants

<b>WRESTLER</b>	<b>CLUB</b>
1) <u>Stone Lewis</u>	<u>Heritage</u>
2) <u>Jonah Cantelon</u>	<u>Massey Vanier</u>
3) <u>Kevin Griffin</u>	<u>Loyola</u>
4) <u>Baaz Singh Sahota</u>	<u>Buerling</u>
5) <u>David Ballard</u>	<u>Loyola</u>
6) <u>Brendon Cushin</u>	<u>John Rennie</u>

145 kg  
9 Participants

<b>WRESTLER</b>	<b>CLUB</b>
1) <u>Yann Memmug-Ewado</u>	<u>PG Ostiguy</u>
2) <u>Gabriel Melette</u>	<u>Buerling</u>
3) <u>Milton Moukas</u>	<u>Selwyn</u>
4) <u>Vincent Renaud</u>	<u>Vincent Massey</u>
5) <u>Liam Wozny</u>	<u>Loyola</u>
6) <u>Matthew D'Argenio</u>	<u>Vincent Massey</u>

153 kg  
10 Participants

<b>WRESTLER</b>	<b>CLUB</b>
1) <u>David Collins</u>	<u>John Rennie</u>
2) <u>David Mancini</u>	<u>Loyola</u>
3) <u>Dustin Sherrer</u>	<u>Massey Vanier</u>
4) <u>Faizan Ahmed</u>	<u>Buerling</u>
5) <u>Luke Kalaydjian</u>	<u>Selwyn</u>
6) <u>Anthony Manna</u>	<u>Vincent Massey</u>



HWT kg  
3 Participants

**WRESTLER**

**CLUB**


- 1) Tehatokentha McComber
- 2) Chris Barkhouse
- 3) Ashton Nolan
- 4) \_\_\_\_\_
- 5) \_\_\_\_\_
- 6) \_\_\_\_\_

KSS  
Massey Vanier  
Buerling  
\_\_\_\_\_  
\_\_\_\_\_  
\_\_\_\_\_

**MVP:** Stone Lewis

Heritage





# RESULTS

**TOURNAMENT:** GMAA Championships

**DATE:** Thursday, February 15, 2018

**SITE:** Kahnawake Survival School

## Girls

**DIVISION**

87 kg

2 Participants

### WRESTLER

### CLUB

1) Zia Turhide

KSS

2) Yakosahusatat McComber

Heritage

3)

4)

5)

6)

95 kg

2 Participants

### WRESTLER

### CLUB

1) Sara White

KSS

2) Kailey Williams

Buerling

3)

4)

5)

6)

103 kg

3 Participants

### WRESTLER

### CLUB

1) Jordyn Goodleaf

KSS

2) Faatimah Douglas

Buerling

3) Kawentontia Pinsonneault

KSS

4)

5)

6)



111 kg

3 Participants

**WRESTLER**

**CLUB**

- 1) Makesha Walker
- 2) Kawennitahke Norton
- 3) Sabrina Montour
- 4) \_\_\_\_\_
- 5) \_\_\_\_\_
- 6) \_\_\_\_\_

- Buerling
- KSS
- Heritage
- \_\_\_\_\_
- \_\_\_\_\_
- \_\_\_\_\_

119 kg

3 Participants

**WRESTLER**

**CLUB**

- 1) Alexandra MacDonald- Neves
- 2) lawenitase Pinsonneault
- 3) Krissia Watson-Kruickshank
- 4) \_\_\_\_\_
- 5) \_\_\_\_\_
- 6) \_\_\_\_\_

- Vincent Massey
- KSS
- Buerling
- \_\_\_\_\_
- \_\_\_\_\_
- \_\_\_\_\_

126 kg

3 Participants

**WRESTLER**

**CLUB**

- 1) Sara Black
- 2) Trinity Jacobs
- 3) Winter Goodleaf
- 4) \_\_\_\_\_
- 5) \_\_\_\_\_
- 6) \_\_\_\_\_

- Buerling
- KSS
- KSS
- \_\_\_\_\_
- \_\_\_\_\_
- \_\_\_\_\_

132 kg

2 Participants

**WRESTLER**

**CLUB**

- 1) Teitsatohnted Diabo
- 2) Meagan Riley
- 3) \_\_\_\_\_
- 4) \_\_\_\_\_
- 5) \_\_\_\_\_
- 6) \_\_\_\_\_

- KSS
- Buerling
- \_\_\_\_\_
- \_\_\_\_\_
- \_\_\_\_\_
- \_\_\_\_\_

138 kg

1 Participants

**WRESTLER**

**CLUB**

- 1) Camille Dubuc
- 2)
- 3)
- 4)
- 5)
- 6)

PG Ostiguy

\_\_\_\_\_

\_\_\_\_\_

\_\_\_\_\_

\_\_\_\_\_

\_\_\_\_\_

145 kg

1 Participants

**WRESTLER**

**CLUB**

- 1) Alessandra Laurieri
- 2)
- 3)
- 4)
- 5)
- 6)

Vincent Massey

\_\_\_\_\_

\_\_\_\_\_

\_\_\_\_\_

\_\_\_\_\_

\_\_\_\_\_

153 kg

2 Participants

**WRESTLER**

**CLUB**

- 1) Desreen Cornell
- 2) Cierra Monico
- 3)
- 4)
- 5)
- 6)

Heritage

Johne Rennie

\_\_\_\_\_

\_\_\_\_\_

\_\_\_\_\_

\_\_\_\_\_

\_\_\_\_\_

163 kg

2 Participants

**WRESTLER**

**CLUB**

- 1) Stella McComber
- 2) Alica Rodriguez-Sayers
- 3)
- 4)
- 5)
- 6)

KSS

Buerling

\_\_\_\_\_

\_\_\_\_\_

\_\_\_\_\_

\_\_\_\_\_

\_\_\_\_\_

175 kg  
2 Participants

**WRESTLER**

**CLUB**

- 1) Jade Swan \_\_\_\_\_
- 2) Kya Hemlock \_\_\_\_\_
- 3) \_\_\_\_\_
- 4) \_\_\_\_\_
- 5) \_\_\_\_\_
- 6) \_\_\_\_\_

- Buerling \_\_\_\_\_
- KSS \_\_\_\_\_
- \_\_\_\_\_
- \_\_\_\_\_
- \_\_\_\_\_
- \_\_\_\_\_

189 kg  
1 Participants

**WRESTLER**

**CLUB**

- 1) Wenhneriostha Goodleaf \_\_\_\_\_
- 2) \_\_\_\_\_
- 3) \_\_\_\_\_
- 4) \_\_\_\_\_
- 5) \_\_\_\_\_
- 6) \_\_\_\_\_

- KSS \_\_\_\_\_
- \_\_\_\_\_
- \_\_\_\_\_
- \_\_\_\_\_
- \_\_\_\_\_
- \_\_\_\_\_

210 kg  
1 Participants

**WRESTLER**

**CLUB**

- 1) Tatum Leggo \_\_\_\_\_
- 2) \_\_\_\_\_
- 3) \_\_\_\_\_
- 4) \_\_\_\_\_
- 5) \_\_\_\_\_
- 6) \_\_\_\_\_

- Buerling \_\_\_\_\_
- \_\_\_\_\_
- \_\_\_\_\_
- \_\_\_\_\_
- \_\_\_\_\_
- \_\_\_\_\_

**MVP:** Sarah Black

Buerling



**G.M.A.A. Wrestling Standings - 2017-2018****12-Feb-18**

10:07:54 AM

<b>School</b>	<b>Games</b>	<b>Win</b>	<b>Loss</b>	<b>Tie</b>	<b>Points</b>
<b><u>Juvenile Boys 1A</u></b>					
Loyola High School	9	9	0	0	<b>18</b>
Beurling Academy	7	6	1	0	<b>12</b>
Ecole Secondaire Paul-Germain-Ostiguy	8	6	2	0	<b>12</b>
Kahnawake Survival School	8	5	3	0	<b>10</b>
Massey Vanier High School	7	3	4	0	<b>6</b>
Vincent Massey Collegiate	8	3	5	0	<b>6</b>
Selwyn House School	7	2	5	0	<b>4</b>
Heritage Regional High School	8	2	6	0	<b>4</b>
Ecole Secondaire De Mortagne	3	0	3	0	<b>0</b>
John Rennie High School	7	0	7	0	<b>0</b>
	36				
<b><u>Juvenile Girls 1A</u></b>					
Beurling Academy	6	6	0	0	<b>12</b>
Kahnawake Survival School	6	5	1	0	<b>10</b>
Heritage Regional High School	5	3	2	0	<b>6</b>
Vincent Massey Collegiate	6	2	4	0	<b>4</b>
Massey Vanier High School	4	1	3	0	<b>2</b>
Ecole Secondaire Paul-Germain-Ostiguy	5	1	4	0	<b>2</b>
Ecole Secondaire De Mortagne	0	0	0	0	<b>0</b>
John Rennie High School	4	0	4	0	<b>0</b>